

# Rockville Centre Union Free School District



## EXPLANATION OF THE 2017/2018 BUDGET

### BOARD OF EDUCATION

<i>Mark Masin</i> .....	<i>President</i>
<i>Liz Dion</i> .....	<i>Vice President</i>
<i>John O'Shea</i> .....	<i>Secretary</i>
<i>Gregg Spaulding</i> .....	<i>Trustee</i>
<i>Mayda Kramer</i> .....	<i>Trustee</i>

May 2017

William H. Johnson, Ed.D.  
Superintendent of Schools

Christopher J. Pellettieri  
Assistant Superintendent

Robert A. Bartels  
Assistant Superintendent

Noreen Leahy, Ed.D.  
Assistant Superintendent

*Preliminary Budget Hearing*

*April 20, 2017  
7:30 P.M. – High School  
Commons Room*

*Public Hearing*

*May 3, 2017  
7:30 P. M. – High School  
Commons Room*

*Annual Election and Budget Vote*

*May 16, 2017  
7:00 A.M. – 9:00 P.M.  
South Side High School  
Main Gym*

## INTRODUCTION

This document was developed as part of our continuing effort to keep the members of the Rockville Centre Union Free School District's educational community informed about the School District. We have prepared this document in order to provide the public with an overview and explanation of the budget in a line-by-line format. If used as a reference, the information contained herein will help you to understand the many facets of the budget. You are invited to call the "Budget Hotline" at 255-8927 with any additional questions you may have.

### Format

The format for the budget of the Rockville Centre Union Free School District follows that which is prescribed by the Office of the State Comptroller as detailed within the Uniform System of Accounts for School Districts. The format parallels that which is required for submission of the approved budget to the New York State Education Department, and is consistent with the requirements of the District's annual financial report.

As submitted to the State Education Department, the Budget must indicate gross cost estimates. That is, anticipated receipts cannot be applied to estimated expenses in order to arrive at estimated net costs. For example: part of the cost of providing transportation will be offset by State Aid, but the District is required to establish a line item which is sufficient to provide for the gross expense of transportation. The estimated offsetting receipts or State Aid must be shown on the receipts side of the budget.

Thus, the budget document consists of two discrete components. The expenditure side shows the estimated gross costs, and the revenue side shows the estimated receipts. Anticipated receipts must be sufficient to fund the estimated expenditures.

### Structure of the Expenditure Side

The School District Budget is divided into five (5) major categories of expense coded by a single digit: 1, 2, 5, 8, and 9.

- (1) GENERAL SUPPORT**
- (2) INSTRUCTION**
- (5) PUPIL TRANSPORTATION**
- (8) COMMUNITY SERVICES**
- (9) UNDISTRIBUTED EXPENSES**

Within each of these five (5) categories, there is provision for assembling the set of discrete but related accounts of which the major category is comprised. For example: Among the budget codes which are classified as part of the GENERAL SUPPORT category of expenses (Category 1) are the following major functions coded by a two digit number beginning with "1":

- (10) Board of Education**
- (12) Central Administration**
- (13) Finance**
- (14) Staff**
- (16) Central Services**
- (19) Special Items**

The six (6) major functions recorded under GENERAL SUPPORT are specified within the Uniform System of Accounts and are reported by all public school districts in New York State. Within each of the major functional units, the accounting system provides for further differentiation, with a consequently higher level of specificity. For example: Under the broad functional unit called "Board of Education" there are three (3) specific functions coded by a four digit number beginning with "10":

- (1010) Board of Education**
- (1040) District Clerk**
- (1060) District Meetings**

Each of these three items is considered to be integral to the broad function of the Board of Education, which in turn, is considered to be one of six major expenditure areas arrayed under GENERAL SUPPORT. Each of the other four (4) major categories is similarly subdivided. For example, some of the major functional units under the category of instruction are:

- (2010) Curriculum Development**
- (2020) Supervision and Improvement of Instruction**
- (2110) Instruction in Regular Schools**
- (2330) Instruction in Special Schools**

Within each functional unit, the budgetary accounting system provides for the recording of specific objects of expense such as: salaries, equipment, supplies and payments to the Board of Cooperative Educational Services (B.O.C.E.S.) and others. Multiple objects of expense can and do occur within most of the functional units. For example: The Board of Education uses supplies, and the District Clerk uses supplies. The account 1010.500 identifies appropriations for Board of Education supplies; the account 1040.500 identifies appropriations for District Clerk supplies. The object code "500" identifies the expense as a supply item while 1010 and 1040 represent the functions of the Board of Education and the District Clerk respectively.

In addition to function and object codes, the accounts are further identified when possible by location and grouped by program. For example, the expenditures attributed to Covert School are coded under location "01" while Hewitt School is location "02." Art instruction is coded under program "0001" and music instruction is coded under program "0025." Therefore, supplies for art instruction at Covert School would be budgeted under 2110.500.01.0001 while supplies for music instruction at Hewitt School would be budgeted under 2110.500.02.0025. Appended to this report is a complete list of the function, object, location and program codes we use in our budget document.

## **Category 1: General Support**

**Board of Education** - Included within this series of accounts are appropriations to provide for approved travel and conference expense, subscriptions, the purchase of law books, membership of our school district in appropriate county and statewide associations, and other contractual expenses incurred by the Board of Education.

**District Clerk** - Provision is made within this functional unit for the salary and supplies needed to provide the services of the District Clerk.

**District Meetings** - The expense of holding the annual budget vote and election of trustees is provided for in this group of accounts. Included within the estimate is the provision for: rental and delivery of the voting machines, the cost of legal advertising, printing of the ballots, payment for election personnel and the expense of supplies.

**Chief School Administrator** - Provision is made within this group of accounts for the salary of the Superintendent and the support staff assigned to his office. Also included is the appropriation for travel and conference expense, professional organization membership, and subscriptions and supplies for the office of the Superintendent of Schools.

**Business Administration** - This group of accounts identifies the appropriations for the operation of the business office. Identified herein are the estimated expenses for part of the salary of the Assistant Superintendent and clerical personnel who perform purchasing, accounts payable, data processing, payroll, administration of the District's health, dental, workmen's compensation and liability insurance programs, and switchboard operator. Estimates for the cost for substitute clerical help (to cover for illness, vacations and for part-time clerical help during peak periods) and summer help to handle private and parochial school textbooks is also recorded in this group. Appropriations for the replacement of office equipment are reported within these accounts.

**Auditing Services** - State law requires:

- an independent audit be performed annually by an external auditor
- an internal auditor review financial statements, policy, procedures and controls annually
- a claims auditor review each and every payment for authorization and documentation.

Funds for this service are recorded under this function.

**District Treasurer and Fiscal Services** - Funds for the salary of the District Treasurer are provided within these accounts along with the expense for handling the payment of District bonds.

**Legal Services** - The annual retainer for the School Board Attorney is included in this function. Contingency expenses for extra legal services relative to court appearances,

arbitrations, approving opinions of Bond Counsel, etc., based on past and current experience are recorded here.

**Personnel** - Provision is made within this group of accounts for part of the salary of the Assistant Superintendent together with the cost of clerical and secretarial service. Additional expenses provided for are those related to: professional certification, civil service certification, advertising and brochures, expenses relative to recruitment, conference attendance, supplies and subscriptions for the personnel office. Contingent provision is also made for the necessary replacement of obsolete equipment.

**Records Management** - Included in the category are costs related to districtwide records management as required by the New York State Education Department.

**Public Information Services** - Included here are the funds necessary for the production of communications and publications of the Board of Education. Provision is also made for the purchase of supplies for public relations.

**Operation and Maintenance of Plant** - These functional units contain the salary of a Director of Buildings and Grounds, the clerical assistant in the buildings and grounds office and custodial/maintenance/security personnel who perform as: custodians, carpenters, plumbers, electricians, painters, grounds persons and security persons. Provision has also been made for necessary overtime. During the past year, overtime expenses were incurred for the following: substitutes for sick leave coverage, response to vandalism, emergencies and security, snow removal, costs related to the use of school or facilities by outside groups, athletic and co-curricular activities, supplemental cleaning, Board deliveries and Board meetings. Under equipment, provision has been made to replace floor scrubbers, vacuums and other essential building cleaning equipment. Provision has been made for garbage removal, exterminating services, fire extinguishing system, dust mop service and other required services.

Included under the general function "Operation of Plant" is a set of object codes for the purchase of utilities. This group of accounts identifies expenditures for fuel oil, gas, electricity, water and telephone.

**Central Printing** - All costs of copying and printing throughout the district are included in this code.

**Central Data Processing** - Included in this category are costs related to technology for administrative purposes.

**Insurance** - Combined with efforts to reduce losses, the District is making a concerted effort to continue to reduce liability costs including an active Safety Committee.

**BOCES Administrative Charge** - All districts must pay a share of the BOCES Administrative costs and this represents our contribution. A portion of this amount is returned to the District in the form of BOCES State Aid.

## Category 2: Instruction

**Curriculum Development and Supervision** – This code makes provision for part of the salary of the Assistant Superintendent, Building Administrators and for the clerical positions which directly support curriculum. Funds are also provided for the replacement of equipment in these offices as well as for supplies and conference expenses. Provision is also made here for the stipends paid to Academic Facilitators. The role of the Academic Facilitator is to serve as a liaison between administration and faculty and parents. They also coordinate and facilitate the process of improving instruction, developing curriculum and enhancing communication with faculty members.

**Supervision of Special Schools** – This category consists of salaries for the Directors of Community Education and Summer School.

**Research, Planning, Evaluation, and In-Service Training** – This code includes provision for workshops for curriculum revision and for the expense of consultants who are brought in to assist in curriculum work, and the expense of continually updating the skills of our staff. It includes provision for part of the salary of the Assistant Superintendent.

**Instruction** – Code 2110 shows the salaries for all classroom teachers. Salaries have been provided in accordance with requirements of the contract with the Rockville Centre Teachers' Association. When teachers are out because of illness, etc., it is necessary to provide substitute teachers and provision for these costs are also made in this code. In accordance with the Uniform System of Accounts provided to us by the NYS Comptroller, this function also includes funds for the salaries of Teacher Aides who are used to assist teachers in classrooms, laboratories, and other facilities. This code includes Teacher Assistants who provide direct instruction to children under the supervision of a teacher. Funds for the replacement of worn out or obsolete instructional equipment as well as for the purchase of equipment, are allocated to each school on a needs basis. Included within identified accounts are appropriations for such things as repairs of equipment, service contracts, postage, film rental, etc. The provision for supplies and textbooks is based on a per pupil allocation. Textbooks are also provided for private and parochial schools as required by State Law.

**Programs for the Handicapped** – Provision is made for professional staff, teacher assistants and teacher aides, who assist the teachers in the special education area. Because of State requirements, the District provides for costs related to the work of the Committee on Special Education. We also provide for special hourly aide time as needed to work with individual students. When the District does not offer special programs for students who require specialized service, we are required to seek that service in a private or other public school, or to utilize classes of the Board of Cooperative Educational Services.

**Occupational Education** – This category covers the cost of sending students to a BOCES occupational education program. State regulation requires the District provide

this opportunity for high school students. Costs of sending students to BOCES Cultural Arts are also included in this category.

**Instruction in Special Schools** – Provision is made under this group of account codes for the costs associated with Project Great, Community Education, and our Summer Program.

**Library Media Services** - This category covers the cost of the library in each school. Included are the cost of staff and the purchase of furniture and equipment. Library books, subscriptions, audio visual materials and other supplies are provided for on a per-pupil basis.

**Educational Television** – Costs related to District television studios are charged to this category.

**Computer Assisted Instruction** – Included in this category are costs related to technology for instruction.

**Attendance** - Provision is made for the salary of personnel in the attendance offices at the Middle and High School.

**Guidance** – Included within this group of accounts is the provision for the salaries of the Guidance Counselors and the clerical positions in the Guidance offices of the Middle and High Schools. Provision is also made for the replacement of equipment in these offices and for supplies and other expense.

**Health Services** - Included here are the salaries for registered nurses, one (1) school nurse teacher and Occupational Therapists who service all of the District schools and St. Agnes. Provision is also made for payment to the school physician as well as for the costs of health supplies and physical examinations. As required by State Law, we also make provision to provide health services for resident students who attend private and parochial schools in other districts.

**Psychological Services** - Included here is the provision for the school psychologists and clerical staff. Provision is also made for the special psychological and psychiatric consultation including special testing as required.

**Social Work Services** - Included here is the provision for our social workers. One of these positions is partially funded in part by the Nassau County Drug and Alcohol Abuse Prevention Program.

**Co-curricular Activities** - Included here is provision for the salaries of various clubs and other activities such as the yearbook, student newspaper, etc. Provision is also made for the clerical support required for handling the extra-curricular accounts, bookkeeping, etc.

**Interscholastic Athletics** - Provision is made for the salaries of the coaches of the interscholastic athletic program and the salary of a secretary in the office of the Athletic Director. Provision is also made for the purchase of supplies and equipment for the various activities as well as for the cost of reconditioning, supervision, and the cost for officiating.

### **Category 3: Transportation**

**District** - This code includes the salaries of the Transportation Director and clerical staff which is necessary to assist with the handling of parents' requests, complaints, liaison with contractors, preparation of state reports and other related tasks such as computerized routing.

**Contract** - Provision is made here for the payment to bus contractors for the service indicated within the detail section of the budget. State Law mandates us to provide transportation to and from school for all children in grades K-8 who live 2 miles or more from the school they attend and for all students in grades 9-12 who live 3 miles or more from school. If the residents approve of the additional cost, a district may provide transportation within smaller boundaries. At present we provide transportation and receive State Aid to partially offset the expense of providing transportation services to children in grades K-6 who live outside a .8 mile radius and in grades 7-12 who live outside a 1.3 mile radius. In addition, State Law provides that we must offer transportation for all students who attend private and parochial schools outside of the district, which are located no more than 15 miles from the home of the student.

**Public** - From time to time, it is more efficient to use public carriers (such as LIRR and NICE) to transport children. These expenses are budgeted under this function.

**BOCES Transportation** - This code includes payment to Nassau BOCES for transportation of our students to BOCES run programs.

### **Categories 4: Community Services**

These categories consist of funds for Community Services; Compact for Learning, Youth Programs, and Census. Costs associated with use of School District Buildings and Grounds are assigned to these codes.

### **Category 5: Undistributed Expenses**

**New York State Employees' Retirement System** - Based on a percentage of the current payroll for eligible employee's payable in the next fiscal year. The percentage established by ERS for 2017/2018 school year is 15.3% of 2017/2018 payroll.

**New York State Teachers' Retirement System** - Based on a percentage of the current payroll for eligible employees payable in the next fiscal year. The percentage established by TRS for 2017/2018 school year is 9.8% of the 2017/2018 payroll.



**Social Security** – 6.2% of payroll up to maximum salary of \$127,200 plus 1.45% of total payroll for Medicare.

**New York State Unemployment Insurance** – The School District is part of a self-insurance reciprocal.

**Workers' Compensation, Dental Insurance, Life Insurance and Disability Insurance-**  
These costs are provided as required by law or contract.

**Health Insurance** - The District belongs to the Empire Health Plan and it is anticipated that the premiums will rise during the next school year.

**Union Welfare Benefits** - The costs are provided as required by contract.

**Tax Anticipation Notes** - In addition to interest and principal on bonds, the District also pays interest on TAN borrowing. Borrowing is necessary because tax receipts and State Aid payments lag behind the need for cash to meet payroll and other expenses. This borrowing usually takes place in late summer or early fall. Because of the District's cash flow, there are times when surplus cash will be available for investment. Under State Law, the District is able to earn interest on these idle funds by investing in Savings Accounts, Certificates of Deposit or Treasury Bills. These estimated interest earnings have been included under estimated receipts.

**Transfers to Other Funds** – This category includes appropriations for capital fund, special aid fund, and debt service fund. Appropriations are provided here for retirement of bonds and the interest on outstanding bonds in accordance with the Bond Schedule. Also provided here are capital improvement projects to maintain and improve our facilities, which do not require us to incur bonded indebtedness.

### **Other New York State Requirements**

We are once again providing in accordance with Chapter 474 of the Laws of 1996 the salaries of administrators earning \$132,000 per year or more and the salaries and benefits of the Superintendent and Assistant Superintendents. This disclosure is appended along with the School Report Cards which were issued in April 2016 and the "Fiscal Accountability Supplement" and the "Information about Pupils with Disabilities", all of which are documents prepared on our behalf by the New York State Education Department. In addition, we are appending as required by Chapter 436 of the Laws of 1997 a "three-part Budget" which separates the 2016/2017 and the 2017/2018 budgets as well as the 2017/2018 contingent budget into 3 components: Administrative, Program, and Capital.

### Line-by-Line Budget

There are 4 columns on the attached line-by-line budget for each account code. The two budget columns display the appropriations in each account code for the current fiscal year as well as next year. Next year's budget is described as "New Budget" since the total in this column is, in fact, the item on which the voters are asked to cast their ballot.

## Compensation Disclosures Required by Chapter 474 for the 2017/ 2018 School Year

Sections 111 and 112 of Chapter 474 of the Laws of 1996 amend Sections 1608 and 1716 of the Education Law to require public disclosure of the compensation proposed for certain administrative staff.

Listed below are the budgeted salaries and benefits and other in-kind forms of remuneration for the Superintendent and Assistant Superintendents for 2017/18. For all other administrators whose salaries will be equal to or more than \$132,000, the law requires that we list only their base salary.

SALARY - the wages budgeted on an annual basis for the position.

*Superintendent	\$	334,709
*Assistant Superintendent for Business/Personnel	\$	225,858
*Assistant Superintendent for Curriculum	\$	219,906
*Assistant Superintendent for PPS and Special Education	\$	199,467

FRINGE BENEFITS – Allowances and services provided by employers as compensation in addition to regular salaries and wages. The cost of fringe benefits includes employer contributions for social security, employee life, health, unemployment and worker's compensation insurance, pension plan costs and other similar benefits allowable under established written policies.

Superintendent	\$	83,757
Assistant Superintendent for Business/Personnel	\$	63,649
Assistant Superintendent for Curriculum	\$	62,814
Assistant Superintendent for PPS and Special Education	\$	59,858

OTHER BENEFITS – The annualized monetary value of any and all forms of compensation not included under salaries or fringe benefits. Examples include (but are not limited to) employer expenses for additional insurance and/or annuities, housing allowance, moving allowance, the personal use of a vehicle and/or residence, and other expenses.

Superintendent    \$ 20,000

Listed below are the administrative titles and the budgeted salaries for 2017/2018 associated with each that are required to be listed according to Chapter 474 of the Laws of 1996:

Principal	\$	195,500	Asst. Principal	\$	155,628
Principal	\$	201,436	Dean of Discipline	\$	140,000
Principal	\$	211,203	Assistant Principal	\$	174,559
Principal	\$	183,498	Assistant Principal	\$	158,535
Principal	\$	194,566	CSE Chairperson	\$	162,618
Principal	\$	206,549	Director	\$	188,276
Principal	\$	194,566	Director	\$	163,931
Asst. Principal	\$	143,500	Coordinator	\$	167,166
Asst. Principal	\$	154,137	Coordinator	\$	173,505
Asst. to Asst. Sup.	\$	143,139			

\* 2016/2017 salary. Salary not determined for 2017/2018 as of May 1, 2017.

## CHART OF ACCOUNTS LISTING BY APPROPRIATION

ACCOUNT	DESCRIPTION	TYPE	STATUS
A 1010.401-10-9000	CONFERENCE EXPENSES	APPR	ACTIVE
A 1010.407-10-9000	DUES & MEMBERSHIPS	APPR	ACTIVE
A 1010.409-10-9000	TRAVEL EXPENSES	APPR	ACTIVE
A 1010.490-10-9000	BOCES-SERVICES	APPR	ACTIVE
A 1010.500-10-9000	SUPPLIES	APPR	ACTIVE
A 1040.160-10-9000	SALARY	APPR	ACTIVE
A 1040.401-10-9000	CONFERENCES EXP & WORKSHOP	APPR	ACTIVE
A 1040.402-10-0019	CONSULTING SERVICES	APPR	ACTIVE
A 1040.409-10-9000	TRAVEL EXP-MILAGE REIMBUR	APPR	ACTIVE
A 1040.500-10-9000	SUPPLIES	APPR	ACTIVE
A 1040.512-10-9000	SUBSCRIPTIONS & PERIODICA	APPR	ACTIVE
A 1060.160-10-9000	STAFF WORKING BUDGET VOTE	APPR	ACTIVE
A 1060.403-10-9000	VOTING MACHINES & PRINTIN	APPR	ACTIVE
A 1060.421-10-9000	LEGAL ADVERTISING FOR VOT	APPR	ACTIVE
A 1060.490-10-9000	BOCES VOTER REG	APPR	ACTIVE
A 1060.500-10-9000	SUPPLIES	APPR	ACTIVE
A 1240.155-10-9000	ADMINISTRATOR'S SALARY	APPR	ACTIVE
A 1240.160-10-9000	NON-CERTIFIED SALARY	APPR	ACTIVE
A 1240.401-10-9000	CONFERENCE EXPENSE	APPR	ACTIVE
A 1240.407-10-9000	DUES & MEMBERSHIPS	APPR	ACTIVE
A 1240.409-10-9000	TRAVEL & OTHER EXPENSE	APPR	ACTIVE
A 1240.500-10-9000	SUPPLIES	APPR	ACTIVE
A 1240.512-10-9000	SUBSCRIPTIONS & PERIODICALS	APPR	ACTIVE
A 1310.150-10-0066	SECURITY WORKSHOPS	APPR	ACTIVE
A 1310.150-10-9000	CERTIFIED	APPR	ACTIVE
A 1310.155-10-9000	ADMINISTRATOR'S SALARY	APPR	ACTIVE
A 1310.160-10-9000	NON-CERTIFIED	APPR	ACTIVE
A 1310.161-10-9000	NON-CERTIFIED	APPR	ACTIVE
A 1310.201-10-9000	REPLACEMENT EQUIPMENT	APPR	ACTIVE
A 1310.401-10-0066	CONFERENCES EXP & WORKSHOPS	APPR	ACTIVE
A 1310.401-10-9000	CONFERENCE EXPENSES	APPR	ACTIVE
A 1310.402-10-9000	CONSULTING SERVICES	APPR	ACTIVE
A 1310.403-10-0066	SEC GUARD REG & TRAINING	APPR	ACTIVE
A 1310.403-10-0067	GENL CONTRACTED SERVICES	APPR	ACTIVE
A 1310.403-10-9000	DISTRICT OFFICE CONTRACT	APPR	ACTIVE
A 1310.404-10-9000	COPY MACHINE, WORD PRCS.,	APPR	ACTIVE
A 1310.405-10-9000	OFFICE EQUIPMENT & REPAIR	APPR	ACTIVE
A 1310.407-10-0066	DUES & MEMBERSHIPS	APPR	ACTIVE
A 1310.407-10-9000	DUES & MEMBERSHIPS	APPR	ACTIVE
A 1310.409-10-9000	TRAVEL & OTHER EXPENSE	APPR	ACTIVE
A 1310.410-10-9000	RECORDS MANAGEMENT	APPR	ACTIVE
A 1310.422-10-0422	PRINTING - IN HOUSE	APPR	ACTIVE
A 1310.430-10-9000	MAINTENANCE	APPR	ACTIVE
A 1310.473-10-9000	POSTAGE DISTRICT MAILINGS	APPR	ACTIVE
A 1310.490-10-0066	BOCES	APPR	ACTIVE
A 1310.490-10-9000	BOCES STATE AID PLANNING	APPR	ACTIVE
A 1310.500-10-0066	SUPPLIES	APPR	ACTIVE
A 1310.500-10-9000	SUPPLIES	APPR	ACTIVE
A 1320.403-10-9000	CONTRACTS SERVICES	APPR	ACTIVE
A 1325.160-10-9000	NON-CERTIFIED	APPR	ACTIVE
A 1325.401-10-9000	TREASURER-CONF & WORKSHOP	APPR	ACTIVE
A 1325.405-10-9000	EQUIP-REPAIRS	APPR	ACTIVE
A 1420.403-10-0065	FINGERPRINTING -SAVE	APPR	ACTIVE
A 1420.403-10-9000	GEN CONTRACT SVCS - LEGAL	APPR	ACTIVE
A 1420.403-10-9700	BOND 96 GENERAL-CONTRACT	APPR	ACTIVE
A 1420.409-10-0065	LEGAL - TRAVEL	APPR	ACTIVE
A 1420.421-10-9000	LEGAL ADVERTISING	APPR	ACTIVE
A 1420.500-10-0065	FINGERPRINTING SUPPLIES	APPR	ACTIVE
A 1430.155-10-9000	ADMINISTRATOR'S SALARY	APPR	ACTIVE
A 1430.160-10-0048	OSA TERMINAL PAY	APPR	ACTIVE
A 1430.160-10-0049	OSA RETIREMENT INCENTIVE	APPR	ACTIVE
A 1430.160-10-9000	NON-CERTIFIED	APPR	ACTIVE
A 1430.401-10-9000	CONFERENCES EXP & WORKSHOPS	APPR	ACTIVE
A 1430.403-10-9000	GEN CONTRACT SVCS - PERSO	APPR	ACTIVE
A 1430.407-10-9000	DUES & MEMBERSHIP	APPR	ACTIVE
A 1430.409-10-9000	TRAVEL EXP - PERSONNEL	APPR	ACTIVE
A 1430.421-10-9000	ADVERTISING	APPR	ACTIVE
A 1430.490-10-9000	B.O.C.E.S. NIS	APPR	ACTIVE

## CHART OF ACCOUNTS LISTING BY APPROPRIATION

ACCOUNT	DESCRIPTION	TYPE	STATUS
A 1430.500-10-9000	SUPPLIES - PERSONNEL	APPR	ACTIVE
A 1430.512-10-9000	SUBSCRIPTIONS & PERIODICALS	APPR	ACTIVE
A 1460.160-10-0048	OSA TERMINAL PAY (SICK DAYS)	APPR	ACTIVE
A 1460.160-10-0049	NON-CERT RETIREMENT INCENTIVE	APPR	ACTIVE
A 1460.160-10-9000	SALARIES/NON-CERTIFIED	APPR	ACTIVE
A 1460.401-10-9000	RECORD MANAGEMENT CONFERENCE	APPR	ACTIVE
A 1480.150-10-9000	SALARY/PUBLIC INFORMATION	APPR	ACTIVE
A 1480.403-10-9000	GEN CONTRACT SVCS - PUBLIC	APPR	ACTIVE
A 1480.422-10-9000	PRINTING - PUBLIC INFO	APPR	ACTIVE
A 1480.473-10-9000	BULK MAILING INFO SVCS	APPR	ACTIVE
A 1480.490-10-9000	BOCES INFORMATION SERVICES	APPR	ACTIVE
A 1480.500-10-9000	SUPPLIES FILM DEVELOPING	APPR	ACTIVE
A 1620.160-01-9000	SALARIES - CUSTODIAN	APPR	ACTIVE
A 1620.160-02-9000	SALARIES - CUSTODIAN	APPR	ACTIVE
A 1620.160-03-9000	SALARIES - CUSTODIAN	APPR	ACTIVE
A 1620.160-04-9000	SALARIES - CUSTODIAN	APPR	ACTIVE
A 1620.160-05-9000	SALARIES - CUSTODIAN	APPR	ACTIVE
A 1620.160-06-7000	CAFETERIA REIMB-CLEANER M	APPR	ACTIVE
A 1620.160-06-9000	SALARIES - CUSTODIAN	APPR	ACTIVE
A 1620.160-07-7000	CAFETERIA REIMB-CLEANER H	APPR	ACTIVE
A 1620.160-07-9000	SALARIES - CUSTODIAN	APPR	ACTIVE
A 1620.160-10-0048	TERMINAL PAY CSEA	APPR	ACTIVE
A 1620.160-10-0049	RETIREMENT INCENTIVE CSEA	APPR	ACTIVE
A 1620.160-10-9000	SALARIES-CUSTODIAL	APPR	ACTIVE
A 1620.160-AR-9000	SUPPORT STAFF SALARIES	APPR	ACTIVE
A 1620.161-10-9000	SALARIES-SUPERVISION	APPR	ACTIVE
A 1620.162-10-9000	PERFECT ATTENDANCE	APPR	ACTIVE
A 1620.163-01-9000	SALARIES/NON-CERTIFIED-OV	APPR	ACTIVE
A 1620.163-02-9000	SALARIES/NON-CERTIFIED-OV	APPR	ACTIVE
A 1620.163-03-9000	SALARIES/NON-CERTIFIED-OV	APPR	ACTIVE
A 1620.163-04-9000	SALARIES/NON-CERTIFIED-OV	APPR	ACTIVE
A 1620.163-05-9000	SALARIES/NON-CERTIFIED-OV	APPR	ACTIVE
A 1620.163-06-9000	SALARIES/NON-CERTIFIED-OV	APPR	ACTIVE
A 1620.163-07-9000	SALARIES/NON-CERTIFIED-OV	APPR	ACTIVE
A 1620.163-08-9000	SALARIES/NON-CERTIFIED-OV	APPR	ACTIVE
A 1620.163-09-9000	SALARIES/NON-CERTIFIED-OV	APPR	ACTIVE
A 1620.163-10-9000	SALARIES - CUSTODIAL	APPR	ACTIVE
A 1620.164-10-9000	SALARIES-TEMPORARY	APPR	ACTIVE
A 1620.167-10-0066	SALARY/NON-CERTIFIED-SECU	APPR	ACTIVE
A 1620.200-01-9000	NEW EQUIPMENT/COVERT	APPR	ACTIVE
A 1620.200-02-9000	NEW EQUIPMENT/HEWITT	APPR	ACTIVE
A 1620.200-03-9000	NEW EQUIPMENT/RIVERSIDE	APPR	ACTIVE
A 1620.200-04-9000	NEW EQUIPMENT/WATSON	APPR	ACTIVE
A 1620.200-05-9000	NEW EQUIPMENT/WILSON	APPR	ACTIVE
A 1620.200-06-9000	NEW EQUIPMENT/M.S.	APPR	ACTIVE
A 1620.200-07-9000	NEW EQUIPMENT	APPR	ACTIVE
A 1620.200-10-2000	NEW EQUIPMENT-ASBESTOS	APPR	ACTIVE
A 1620.200-10-9000	NEW EQUIPMENT	APPR	ACTIVE
A 1620.201-01-9000	REPLACEMENT EQUIPMENT	APPR	ACTIVE
A 1620.201-02-9000	REPLACEMENT EQUIPMENT	APPR	ACTIVE
A 1620.201-03-9000	REPL EQUIPMENT-RIVERSIDE	APPR	ACTIVE
A 1620.201-04-9000	REPLACEMENT EQUIPMENT	APPR	ACTIVE
A 1620.201-05-9000	REPLACEMENT EQUIPMENT	APPR	ACTIVE
A 1620.201-06-9000	REPLACEMENT EQUIPMENT	APPR	ACTIVE
A 1620.201-07-9000	REPLACEMENT EQUIPMENT	APPR	ACTIVE
A 1620.201-10-2000	REPLACEMENT EQUIPMENT-ASB	APPR	ACTIVE
A 1620.201-10-9000	REPLACE EQUIP DIST	APPR	ACTIVE
A 1620.401-10-9000	IN-SVC. COURSES & WORKSHO	APPR	ACTIVE
A 1620.403-10-2000	CONTRACTED SERVICES-ASBES	APPR	ACTIVE
A 1620.403-10-9000	GENL CONTRACT SVCS	APPR	ACTIVE
A 1620.405-10-0066	REPAIRS SECURITY	APPR	ACTIVE
A 1620.405-10-9000	GENL REPAIRS	APPR	ACTIVE
A 1620.407-10-9000	DUES AND MEMBERSHIP	APPR	ACTIVE
A 1620.409-10-9000	TRAVEL & OTHER EXPENSE	APPR	ACTIVE
A 1620.425-01-9000	ELECTRICITY-COVERT	APPR	ACTIVE
A 1620.425-02-9000	ELECTRICITY-HEWITT	APPR	ACTIVE
A 1620.425-03-9000	ELECTRICITY-RIVERSIDE	APPR	ACTIVE
A 1620.425-04-9000	ELECTRICITY-WATSON	APPR	ACTIVE

## CHART OF ACCOUNTS LISTING BY APPROPRIATION

ACCOUNT	DESCRIPTION	TYPE	STATUS
A 1620.425-05-9000	ELECTRICITY-WILSON	APPR	ACTIVE
A 1620.425-06-9000	ELECTRICITY-M.S.	APPR	ACTIVE
A 1620.425-07-9000	ELECTRICITY-H.S.	APPR	ACTIVE
A 1620.425-10-9000	ELECTRICITY-ADMIN.	APPR	ACTIVE
A 1620.425-20-9000	ELECTRICITY-ST AGNES TRAI	APPR	ACTIVE
A 1620.425-79-9000	ELECTRICITY	APPR	ACTIVE
A 1620.426-10-0077	TELEPHONE CHARGES	APPR	ACTIVE
A 1620.427-01-9000	WATER SERVICE	APPR	ACTIVE
A 1620.427-02-9000	WATER SERVICE	APPR	ACTIVE
A 1620.427-03-9000	WATER SERVICE	APPR	ACTIVE
A 1620.427-04-9000	WATER SERVICE	APPR	ACTIVE
A 1620.427-05-9000	WATER SERVICE	APPR	ACTIVE
A 1620.427-06-9000	WATER SERVICE	APPR	ACTIVE
A 1620.427-07-9000	WATER SERVICE	APPR	ACTIVE
A 1620.427-10-9000	WATER SERVICE-DISTRICT	APPR	ACTIVE
A 1620.427-79-9000	WATER SERVICE	APPR	ACTIVE
A 1620.430-10-0077	SERVICE/CONTRACTS-TELEPHO	APPR	ACTIVE
A 1620.430-10-9000	MAINTENANCE CONTRACTS	APPR	ACTIVE
A 1620.452-01-9000	FUEL OIL - COVERT	APPR	ACTIVE
A 1620.452-02-9000	FUEL OIL - HEWITT	APPR	ACTIVE
A 1620.452-03-9000	FUEL OIL - RIVERSIDE	APPR	ACTIVE
A 1620.452-04-9000	FUEL OIL - WATSON	APPR	ACTIVE
A 1620.452-05-9000	FUEL OIL - WILSON	APPR	ACTIVE
A 1620.452-06-9000	FUEL OIL - M.S.	APPR	ACTIVE
A 1620.452-07-9000	FUEL OIL - H.S.	APPR	ACTIVE
A 1620.452-10-9000	FUEL OIL - ADMIN. & OTHER	APPR	ACTIVE
A 1620.452-79-9000	FUEL OIL	APPR	ACTIVE
A 1620.453-01-9000	NATURAL GAS - COVERT	APPR	ACTIVE
A 1620.453-02-9000	NATURAL GAS - HEWITT	APPR	ACTIVE
A 1620.453-03-9000	NATURAL GAS - RIVERSIDE	APPR	ACTIVE
A 1620.453-04-9000	NATURAL GAS - WATSON	APPR	ACTIVE
A 1620.453-05-9000	NATURAL GAS - WILSON	APPR	ACTIVE
A 1620.453-06-9000	NATURAL GAS - M.S.	APPR	ACTIVE
A 1620.453-07-9000	NATURAL GAS - H.S.	APPR	ACTIVE
A 1620.453-10-9000	NATURAL GAS	APPR	ACTIVE
A 1620.453-79-9000	NATURAL GAS - MAPLE AVENUE	APPR	ACTIVE
A 1620.490-10-9000	BOCES-RIGHT TO KNOW	APPR	ACTIVE
A 1620.500-10-0066	SUPPLIES - SECURITY	APPR	ACTIVE
A 1620.500-10-0077	SUPPLIES-TELEPHONE	APPR	ACTIVE
A 1620.500-10-2000	SUPPLIES-ASBESTOS	APPR	ACTIVE
A 1620.500-10-9000	SUPPLIES	APPR	ACTIVE
A 1620.500-10-9702	BOND 96 GROUNDS-SUPPLIES	APPR	ACTIVE
A 1621.160-10-2000	SALARIES/NON-CERTIFIED	APPR	ACTIVE
A 1621.160-10-9000	SALARIES-MAINTENANCE	APPR	ACTIVE
A 1621.161-10-9000	SALARIES-SUPERVISORY	APPR	ACTIVE
A 1621.163-10-9000	SALARIES - CUSTODIAL	APPR	ACTIVE
A 1621.164-10-9000	SUMMER HELP	APPR	ACTIVE
A 1621.200-01-9000	EQUIPMENT	APPR	ACTIVE
A 1621.200-02-9000	EQUIPMENT	APPR	ACTIVE
A 1621.200-03-9000	NEW EQUIPMENT	APPR	ACTIVE
A 1621.200-04-9000	MAINTENANCE OF PLANT-WATSON	APPR	ACTIVE
A 1621.200-05-9000	MAINTENANCE OF PLANT-WILSON	APPR	ACTIVE
A 1621.200-06-9000	MAINTENANCE OF PLANT-SSMS	APPR	ACTIVE
A 1621.200-07-9000	EQUIPMENT	APPR	ACTIVE
A 1621.200-10-2000	NEW EQUIPMENT	APPR	ACTIVE
A 1621.200-10-9000	NEW EQUIPMENT	APPR	ACTIVE
A 1621.200-10-9701	BOND 96 BUILDING-EQUIP	APPR	ACTIVE
A 1621.201-01-9000	REPLACEMENT EQUIPMENT	APPR	ACTIVE
A 1621.201-02-9000	MAINTENANCE - HEWITT - REPL EQUIP	APPR	ACTIVE
A 1621.201-03-9000	REPLACEMENT EQUIPMENT	APPR	ACTIVE
A 1621.201-04-9000	REPLACEMENT EQUIPMENT	APPR	ACTIVE
A 1621.201-05-9000	REPLACEMENT EQUIPMENT	APPR	ACTIVE
A 1621.201-06-9000	REPLACEMENT EQUIPMENT	APPR	ACTIVE
A 1621.201-07-9000	REPLACEMENT EQUIPMENT	APPR	ACTIVE
A 1621.201-10-9000	REPLACEMENT EQUIPMENT	APPR	ACTIVE
A 1621.201-10-9702	REPLACEMENT EQUIPMENT	APPR	ACTIVE
A 1621.403-01-9000	GENL CONTRACTED SERVICES	APPR	ACTIVE
A 1621.403-02-9000	GENL CONTRACTED SERVICES	APPR	ACTIVE

## CHART OF ACCOUNTS LISTING BY APPROPRIATION

ACCOUNT	DESCRIPTION	TYPE	STATUS
A 1621.403-03-9000	GENL CONTRACTED SERVICES	APPR	ACTIVE
A 1621.403-04-9000	GENL CONTRACTED SERVICES	APPR	ACTIVE
A 1621.403-05-9000	CONTRACT SERVICES	APPR	ACTIVE
A 1621.403-06-9000	GENL CONTRACTED SERVICES	APPR	ACTIVE
A 1621.403-07-9000	GENL CONTRACTED SERVICES	APPR	ACTIVE
A 1621.403-10-2000	GENL CONTRACTED SERVICES	APPR	ACTIVE
A 1621.403-10-9000	GENL CONTRACTED SERVICES	APPR	ACTIVE
A 1621.403-10-9702	BOND 96 GROUNDS-CONTRACT	APPR	ACTIVE
A 1621.405-04-9000	GENL REPAIRS/WATSON	APPR	ACTIVE
A 1621.405-10-9000	GENL REPAIRS	APPR	ACTIVE
A 1621.423-10-9000	SNOW REMOVAL	APPR	ACTIVE
A 1621.430-10-9000	SERVICE CONTRACTS	APPR	ACTIVE
A 1621.435-10-9000	INSURANCE RECOVERY	APPR	ACTIVE
A 1621.490-10-9000	BOCES	APPR	ACTIVE
A 1621.500-06-0809	SSMS BASEMENT PTA DONATION	APPR	ACTIVE
A 1621.500-10-2000	SUPPLIES-GENERAL	APPR	ACTIVE
A 1621.500-10-9000	SUPPLIES	APPR	ACTIVE
A 1621.500-10-9702	SUPPLIES	APPR	ACTIVE
A 1670.200-10-9000	EQUIPMENT	APPR	ACTIVE
A 1670.201-10-9000	REPLACEMENT EQUIPMENT	APPR	ACTIVE
A 1670.202-10-9000	LEASE PURCHASE	APPR	ACTIVE
A 1670.430-10-0080	MAINTENANCE AGREEMENTS	APPR	ACTIVE
A 1670.430-10-9000	SERVICE/CONTRACTS	APPR	ACTIVE
A 1670.490-10-9000	BOCES -SHARED PRINT/COPY	APPR	ACTIVE
A 1670.500-10-0080	SUPPLIES CENTRAL PRINTING	APPR	ACTIVE
A 1680.160-10-0048	OSA TERMINAL PAY	APPR	ACTIVE
A 1680.160-10-0049	OSA RETIREMENT INCENTIVE	APPR	ACTIVE
A 1680.160-10-9000	NON CERTIFITED-SALARIES	APPR	ACTIVE
A 1680.200-07-0037	NEW EQUIPMENT	APPR	ACTIVE
A 1680.200-07-9000	NEW EQUIPMENT-DATA PROCES	APPR	ACTIVE
A 1680.200-10-0028	COMPUTER ASSISTED INST	APPR	ACTIVE
A 1680.200-10-0034	NEW EQUIPMENT	APPR	ACTIVE
A 1680.200-10-0037	NEW EQUIPMENT	APPR	ACTIVE
A 1680.200-10-9000	CENTRAL DATA PROCESSING	APPR	ACTIVE
A 1680.200-10-9901	EQUIPMENT COOPERATIVE	APPR	ACTIVE
A 1680.201-10-9000	EQUIPMENT-DATA PROCESSING	APPR	ACTIVE
A 1680.401-10-9000	CONFERENCES EXP & WORKSHOPS	APPR	ACTIVE
A 1680.402-10-9000	CONSULTING SERVICES	APPR	ACTIVE
A 1680.403-10-9000	PROF SVCS RE PROGRAM ETC	APPR	ACTIVE
A 1680.405-10-9000	GENERAL REPAIRS	APPR	ACTIVE
A 1680.409-10-9000	TRAVEL EXP-MILEAGE REIMB	APPR	ACTIVE
A 1680.430-10-9000	MAINTENANCE AGREEMENTS	APPR	ACTIVE
A 1680.490-10-9000	BOCES	APPR	ACTIVE
A 1680.490-10-9703	BOCES - MICROFILMING	APPR	ACTIVE
A 1680.500-07-9000	DATA PROCESSING SUPPLIES	APPR	ACTIVE
A 1680.500-10-9000	SUPPLIES - CENTRAL DATA PROC	APPR	ACTIVE
A 1910.403-10-9000	LIABILITY INS + ATHLETICS	APPR	ACTIVE
A 1980.400-10-9000	PAYMENT OF MTA PAYROLL TAX	APPR	ACTIVE
A 1981.490-10-9000	BOCES - ADMINISTRATIVE FE	APPR	ACTIVE
A 2010.120-10-7002	SALARIES/CERTIFIED-ELEM K	APPR	ACTIVE
A 2010.130-06-7002	SALARY - ACAD FACILITATOR	APPR	ACTIVE
A 2010.130-06-7003	SALARIES/CERTIFIED-SECOND	APPR	ACTIVE
A 2010.130-07-7002	SALARY - ACAD FACILITATOR	APPR	ACTIVE
A 2010.130-07-7003	SALARIES/CERTIFIED-SECOND	APPR	ACTIVE
A 2010.150-10-9000	CERTIFIED	APPR	ACTIVE
A 2010.155-10-9000	ADMINISTRATOR'S SALARY	APPR	ACTIVE
A 2010.160-10-0048	OSA TERMINAL PAY	APPR	ACTIVE
A 2010.160-10-0049	OSA RETIREMENT INCENTIVE	APPR	ACTIVE
A 2010.160-10-9000	NON-CERTIFIED	APPR	ACTIVE
A 2010.401-06-9000	MIDDLE YEARS IB PROGRAM	APPR	ACTIVE
A 2010.401-10-9000	CONF & WKSHPs - CURR DEVE	APPR	ACTIVE
A 2010.402-10-9000	CONSULT SVCS - CURR DEVEL	APPR	ACTIVE
A 2010.407-10-9000	DUES & MEMBERSHIPS - CURR	APPR	ACTIVE
A 2010.490-10-9000	CURRICULUM DEVELOPMENT	APPR	ACTIVE
A 2020.150-06-0013	IB MYP FACILITATOR	APPR	ACTIVE
A 2020.150-07-0013	IB LIASON	APPR	ACTIVE
A 2020.150-07-0016	SALARIES/CERTIFIED-DIST W	APPR	ACTIVE
A 2020.150-10-0048	ADMINISTRATORS TERMINAL PAY	APPR	ACTIVE

## CHART OF ACCOUNTS LISTING BY APPROPRIATION

ACCOUNT	DESCRIPTION	TYPE	STATUS
A 2020.155-01-9000	ADMINISTRATOR	APPR	ACTIVE
A 2020.155-02-9000	ADMINISTRATOR	APPR	ACTIVE
A 2020.155-03-9000	ADMINISTRATOR	APPR	ACTIVE
A 2020.155-04-9000	ADMINISTRATOR	APPR	ACTIVE
A 2020.155-05-9000	ADMINISTRATOR	APPR	ACTIVE
A 2020.155-06-9000	ADMINISTRATOR	APPR	ACTIVE
A 2020.155-07-9000	ADMINISTRATOR	APPR	ACTIVE
A 2020.155-10-0002	ADMINISTRATOR	APPR	ACTIVE
A 2020.155-10-0025	ADMINISTRATOR	APPR	ACTIVE
A 2020.155-10-0048	TERMINAL PAY ADMINISTRATO	APPR	ACTIVE
A 2020.155-10-9000	ADMINISTRATOR'S SALARY	APPR	ACTIVE
A 2020.160-10-0048	TERMINAL PAY - OSA	APPR	ACTIVE
A 2020.200-07-0066	NEW EQUIPMENT - SECURITY	APPR	ACTIVE
A 2020.200-07-9000	NEW EQUIPMENT-HIGH SCHOOL	APPR	ACTIVE
A 2020.201-01-9000	REPLACEMENT EQUIP - COVERT	APPR	ACTIVE
A 2020.201-07-0066	REPLACEMENT EQUIPMENT	APPR	ACTIVE
A 2020.201-07-9000	REPL EQUIP - PRIN OFF. H.	APPR	ACTIVE
A 2020.401-10-9000	CONFERENCE & WORKSHOPS	APPR	ACTIVE
A 2020.402-10-9000	ADMIN SUPERVISION	APPR	ACTIVE
A 2020.403-07-0013	GENL CONTRACTED SERVICES	APPR	ACTIVE
A 2020.404-07-9000	RENTALS-HS	APPR	ACTIVE
A 2020.405-07-0066	REPAIRS - SECURITY	APPR	ACTIVE
A 2020.405-07-9000	GENERAL REPAIRS	APPR	ACTIVE
A 2020.406-07-0023	COMMENCEMENT - HS	APPR	ACTIVE
A 2020.406-07-9000	COMMENCEMENT - H.S.	APPR	ACTIVE
A 2020.407-01-9000	DUES & MEMBERSHIPS	APPR	ACTIVE
A 2020.407-03-9000	DUES & MEMBERSHIPS	APPR	ACTIVE
A 2020.407-04-9000	DUES & MEMBERSHIPS	APPR	ACTIVE
A 2020.407-06-9000	DUES & MEMBERSHIPS	APPR	ACTIVE
A 2020.407-07-9000	DUES & MEMBERSHIPS-H.S.	APPR	ACTIVE
A 2020.408-01-9000	ASSEMBLY PROGRAMS	APPR	ACTIVE
A 2020.408-03-9000	ASSEMBLY PROGRAMS	APPR	ACTIVE
A 2020.408-04-9000	ASSEMBLY PROGRAMS	APPR	ACTIVE
A 2020.408-07-9000	ASSEMBLY PROGRAMS - H.S.	APPR	ACTIVE
A 2020.409-07-9000	TRAVEL EXP - H.S.	APPR	ACTIVE
A 2020.422-06-9000	PRINTING	APPR	ACTIVE
A 2020.422-07-9000	PRINTING - H.S.	APPR	ACTIVE
A 2020.430-01-9000	COVERT MAINTENANCE	APPR	ACTIVE
A 2020.430-02-9000	HEWITT MAINTENANCE	APPR	ACTIVE
A 2020.430-03-9000	EQUIPMENT MAINTENANCE	APPR	ACTIVE
A 2020.430-05-9000	EQUIPMENT MAINTENANCE	APPR	ACTIVE
A 2020.430-06-9000	SERVICE CONTRACTS	APPR	ACTIVE
A 2020.473-01-9000	POSTAGE - COVERT	APPR	ACTIVE
A 2020.473-02-9000	POSTAGE - HEWITT	APPR	ACTIVE
A 2020.473-03-9000	POSTAGE - RIVERSIDE	APPR	ACTIVE
A 2020.473-04-9000	POSTAGE - WATSON	APPR	ACTIVE
A 2020.473-05-9000	POSTAGE - WILSON	APPR	ACTIVE
A 2020.473-06-9000	POSTAGE - M.S.	APPR	ACTIVE
A 2020.473-07-0013	POSTAGE/MAILING	APPR	ACTIVE
A 2020.473-07-9000	POSTAGE - H.S.	APPR	ACTIVE
A 2020.473-10-9000	DISTRICT BULK MAIL	APPR	ACTIVE
A 2020.490-10-9000	BOCES	APPR	ACTIVE
A 2020.500-01-9000	SUPPLIES - COVERT	APPR	ACTIVE
A 2020.500-02-9000	SUPPLIES - HEWITT	APPR	ACTIVE
A 2020.500-03-9000	SUPPLIES-RIVERSIDE	APPR	ACTIVE
A 2020.500-04-9000	SUPPLIES - WATSON	APPR	ACTIVE
A 2020.500-05-9000	SUPPLIES - WILSON	APPR	ACTIVE
A 2020.500-06-0080	COPIER SUPPLIES-MIDDLE SC	APPR	ACTIVE
A 2020.500-06-9000	SUPPLIES - MIDDLE SCHOOL	APPR	ACTIVE
A 2020.500-07-9000	SUPPLIES - HIGH SCHOOL	APPR	ACTIVE
A 2020.511-07-9000	RESOURCE MATERIALS FOR CL	APPR	ACTIVE
A 2020.512-01-9000	SUBSCRIPTIONS & PERIODICA	APPR	ACTIVE
A 2040.150-10-0067	SUPERVISION-COMMUNITY ED	APPR	ACTIVE
A 2040.150-10-0068	SUMMER SCHOOL	APPR	ACTIVE
A 2060.150-10-9000	CERTIFIED	APPR	ACTIVE
A 2060.155-10-9000	ADMINISTRATOR'S SALARY	APPR	ACTIVE
A 2060.160-10-9000	NON-CERTIFIED	APPR	ACTIVE
A 2060.490-10-9000	BOCES - RESEARCH & PLAN	APPR	ACTIVE



\*\*\*\*\*

## CHART OF ACCOUNTS LISTING BY APPROPRIATION

ACCOUNT	DESCRIPTION	TYPE	STATUS
A 2070.150-10-9000	IN-SERVICE TRAINING/CURRICULUM	APPR	ACTIVE
A 2070.155-10-9000	ADMINISTRATOR'S SALARY	APPR	ACTIVE
A 2070.160-10-9000	SALARIES/NON-CERTIFIED	APPR	ACTIVE
A 2070.401-10-0101	OSA IN-SERVICE PROGRAM	APPR	ACTIVE
A 2070.401-10-9000	CONF & WKSHPS - IN SERVIC	APPR	ACTIVE
A 2070.401-10-9703	CONFERENCES EXP & WORKSHO	APPR	ACTIVE
A 2070.490-10-9000	BOCES IN-SERV &TCHR CERT	APPR	ACTIVE
A 2070.500-10-9000	SUPPLIES-GENERAL	APPR	ACTIVE
A 2110.110-01-0021	KINDERGARTEN - COVERT	APPR	ACTIVE
A 2110.110-02-0021	KINDERGARTEN - HEWITT	APPR	ACTIVE
A 2110.110-03-0021	KINDERGARTEN - RVSIDE	APPR	ACTIVE
A 2110.110-04-0021	KINDERGARTEN - WATSON	APPR	ACTIVE
A 2110.110-05-0021	KINDERGARTEN - WILSON	APPR	ACTIVE
A 2110.120-01-0021	SALARIES/CERTIFIED-ELEM K	APPR	ACTIVE
A 2110.120-01-7003	SALARIES/CERTIFIED-ELEM K	APPR	ACTIVE
A 2110.120-01-9000	ELEMENTARY - COVERT 1-5	APPR	ACTIVE
A 2110.120-02-7002	HEW ACADEMIC FACILIATOR	APPR	ACTIVE
A 2110.120-02-7003	SALARIES/CERTIFIED-ELEM K	APPR	ACTIVE
A 2110.120-02-9000	ELEMENTARY - HEWITT 1-5	APPR	ACTIVE
A 2110.120-03-0063	SALARIES/CERTIFIED	APPR	ACTIVE
A 2110.120-03-7003	SALARIES/CERTIFIED-ELEM K	APPR	ACTIVE
A 2110.120-03-9000	ELEMENTARY - RVSIDE 1-5	APPR	ACTIVE
A 2110.120-04-7003	SALARIES/CERTIFIED-ELEM K	APPR	ACTIVE
A 2110.120-04-9000	ELEMENTARY - WATSON 1-5	APPR	ACTIVE
A 2110.120-05-7002	WIL ACADEMIC FACITATOR	APPR	ACTIVE
A 2110.120-05-7003	SALARIES/CERTIFIED-ELEM K	APPR	ACTIVE
A 2110.120-05-9000	ELEMENTARY - WILSON 1-5	APPR	ACTIVE
A 2110.120-10-0001	ART - ITINERANT	APPR	ACTIVE
A 2110.120-10-0002	TEACHING-PHYSICAL EDUCATI	APPR	ACTIVE
A 2110.120-10-0014	ELEMENTARY FLES	APPR	ACTIVE
A 2110.120-10-0015	GIFTED PROGRAM	APPR	ACTIVE
A 2110.120-10-0023	SALARIES/CERTIFIED-ELEM K	APPR	ACTIVE
A 2110.120-10-0025	MUSIC - ITINERANTS	APPR	ACTIVE
A 2110.120-10-0046	ELA TUTORING CERTIFIED EL	APPR	ACTIVE
A 2110.120-10-0047	HOME INSTRUCTION	APPR	ACTIVE
A 2110.120-10-0048	TERMINAL PAY	APPR	ACTIVE
A 2110.120-10-0049	RETIREMENT INCENTIVE	APPR	ACTIVE
A 2110.120-10-0060	SALARIES/CERTIFIED-ELEM K	APPR	ACTIVE
A 2110.120-10-0063	SALARIES/CERTIFIED-ELEM K	APPR	ACTIVE
A 2110.120-10-0070	ADVANCEMENT - ELEMENTARY	APPR	ACTIVE
A 2110.120-10-9000	CERTIFIED ELEMENTARY K-5	APPR	ACTIVE
A 2110.120-20-0042	SALARIES/CHPT I@ ST AGNES	APPR	ACTIVE
A 2110.120-AR-0021	PROFESSIONAL STAFF SALARIES	APPR	ACTIVE
A 2110.120-AR-0025	PROFESSIONAL STAFF SALARIES	APPR	ACTIVE
A 2110.120-AR-9000	PROFESSIONAL STAFF SALARIES	APPR	ACTIVE
A 2110.120-EJ-0021	PROFESSIONAL SALARIES	APPR	ACTIVE
A 2110.120-EJ-9000	PROFESSIONAL SALARIES	APPR	ACTIVE
A 2110.126-06-0022	CERTIFIED TEACHERS/MS	APPR	ACTIVE
A 2110.126-06-0023	CERTIFIED TEACHERS/MS	APPR	ACTIVE
A 2110.126-06-0032	CERTIFIED TEACHERS/MS	APPR	ACTIVE
A 2110.130-06-0014	FOREIGN LANGUAGE	APPR	ACTIVE
A 2110.130-06-0018	HOME ECONOMICS	APPR	ACTIVE
A 2110.130-06-0019	INDUSTRIAL ARTS	APPR	ACTIVE
A 2110.130-06-0022	LANGUAGE ARTS & ENGLISH	APPR	ACTIVE
A 2110.130-06-0023	MATHEMATICS	APPR	ACTIVE
A 2110.130-06-0031	SCIENCE	APPR	ACTIVE
A 2110.130-06-0032	SOCIAL STUDIES	APPR	ACTIVE
A 2110.130-06-7000	CAFETERIA REIMB-SUPERVISI	APPR	ACTIVE
A 2110.130-06-7002	SALARIES/CERTIFIED-SECOND	APPR	ACTIVE
A 2110.130-06-7003	SALARIES/CERTIFIED-SECOND	APPR	ACTIVE
A 2110.130-06-9000	ADDITIONAL STAFF	APPR	ACTIVE
A 2110.130-07-0006	BUSINESS EDUCATION	APPR	ACTIVE
A 2110.130-07-0014	FOREIGN LANGUAGE	APPR	ACTIVE
A 2110.130-07-0016	GREENHOUSE	APPR	ACTIVE
A 2110.130-07-0019	INDUSTRIAL ARTS	APPR	ACTIVE
A 2110.130-07-0022	LANGUAGE ARTS	APPR	ACTIVE
A 2110.130-07-0023	MATHEMATICS	APPR	ACTIVE
A 2110.130-07-0031	SCIENCE, GENERAL	APPR	ACTIVE

\*\*\*\*\*

## CHART OF ACCOUNTS LISTING BY APPROPRIATION

ACCOUNT	DESCRIPTION	TYPE	STATUS
A 2110.130-07-0032	SOCIAL STUDIES	APPR	ACTIVE
A 2110.130-07-0061	EXTRA CURR CLUBS	APPR	ACTIVE
A 2110.130-10-0006	CERTIFIED - BUSINESS	APPR	ACTIVE
A 2110.130-10-0014	CERTIFIED - FOREIGN LANGUAGE	APPR	ACTIVE
A 2110.130-10-0016	GREENHOUSE	APPR	ACTIVE
A 2110.130-10-0018	CERTIFIED - HOME & CAREERS	APPR	ACTIVE
A 2110.130-10-0019	CERTIFIED - TECHNOLOGY	APPR	ACTIVE
A 2110.130-10-0022	CERTIFIED - ELA	APPR	ACTIVE
A 2110.130-10-0023	CERTIFIED - MATH	APPR	ACTIVE
A 2110.130-10-0031	CERTIFIED - SCIENCE	APPR	ACTIVE
A 2110.130-10-0032	CERTIFIED - SOCIAL STUDIES	APPR	ACTIVE
A 2110.130-10-0047	ELA,TLC XTRA HELP MS	APPR	ACTIVE
A 2110.130-10-0048	TERMINAL PAY	APPR	ACTIVE
A 2110.130-10-0049	RETIREMENT INCENTIVE	APPR	ACTIVE
A 2110.130-10-0070	ADVANCEMENT - SECONDARY	APPR	ACTIVE
A 2110.130-AR-0022	PROFESSIONAL SALARIES	APPR	ACTIVE
A 2110.130-AR-0023	PROFESSIONAL SALARIES	APPR	ACTIVE
A 2110.130-AR-0031	PROFESSIONAL STAFF SALARIES	APPR	ACTIVE
A 2110.140-10-9000	SUBSTITUTES	APPR	ACTIVE
A 2110.141-10-9000	PERFECT ATTENDANCE	APPR	ACTIVE
A 2110.150-07-0002	CERTIFIED	APPR	ACTIVE
A 2110.150-10-0001	DISTRICT-WIDE ART	APPR	ACTIVE
A 2110.150-10-0002	DISTRICT-WIDE PHYS ED	APPR	ACTIVE
A 2110.150-10-0025	DISTRICT-WIDE MUSIC	APPR	ACTIVE
A 2110.150-10-0049	CERTIFIED RETIRMENT INCENTIVE	APPR	ACTIVE
A 2110.150-10-0071	Teachers Longevity	APPR	ACTIVE
A 2110.150-10-9000	SALARIES/CERTIFIED-DIST W	APPR	ACTIVE
A 2110.150-AR-0001	PROFESSIONAL STAFF SALARIES	APPR	ACTIVE
A 2110.150-EJ-0002	PROFESSIONAL SALARIES	APPR	ACTIVE
A 2110.151-01-9000	TEACHING ASSISTANTS	APPR	ACTIVE
A 2110.151-02-9000	TEACHING ASSISTANTS	APPR	ACTIVE
A 2110.151-03-9000	TEACHING ASSISTANTS	APPR	ACTIVE
A 2110.151-04-9000	TEACHING ASSISTANTS	APPR	ACTIVE
A 2110.151-05-9000	TEACHING ASSISTANTS	APPR	ACTIVE
A 2110.151-06-9000	TEACHING ASSISTANTS	APPR	ACTIVE
A 2110.151-07-9000	TEACHING ASSISTANTS	APPR	ACTIVE
A 2110.151-10-0033	TEACHER ASSISTANT ONE TO ONE	APPR	ACTIVE
A 2110.151-10-0046	TEACHING ASSISTANTS	APPR	ACTIVE
A 2110.151-10-0048	TERM PAY TCH ASST	APPR	ACTIVE
A 2110.151-10-0049	RETIREMENT INCENTIVE	APPR	ACTIVE
A 2110.151-10-9000	TEACHING ASSISTANTS	APPR	ACTIVE
A 2110.151-AR-9000	PROFESSIONAL STAFF SALARIES	APPR	ACTIVE
A 2110.155-10-0063	ADMINISTRATOR'S SALARY	APPR	ACTIVE
A 2110.160-01-9000	SALARIES/NON-CERTIFIED	APPR	ACTIVE
A 2110.160-02-9000	SALARIES/NON-CERTIFIED	APPR	ACTIVE
A 2110.160-03-9000	SALARIES/NON-CERTIFIED	APPR	ACTIVE
A 2110.160-04-9000	SALARIES/NON-CERTIFIED	APPR	ACTIVE
A 2110.160-05-9000	SALARIES/NON-CERTIFIED	APPR	ACTIVE
A 2110.160-06-9000	SALARIES/NON-CERTIFIED	APPR	ACTIVE
A 2110.160-07-0048	TERMINAL PAY	APPR	ACTIVE
A 2110.160-07-9000	SALARIES/NON-CERTIFIED	APPR	ACTIVE
A 2110.160-10-0002	SALARIES/NON-CERTIFIED	APPR	ACTIVE
A 2110.160-10-0025	SALARIES/NON-CERTIFIED	APPR	ACTIVE
A 2110.160-10-0048	OSA TERMINAL PAY	APPR	ACTIVE
A 2110.160-10-0049	OSA RETIREMENT INCENTIVE	APPR	ACTIVE
A 2110.160-10-0063	SALARIES/ESL	APPR	ACTIVE
A 2110.160-10-9000	SUBSTITUTE CLERICAL	APPR	ACTIVE
A 2110.160-AR-9000	SUPPORT STAFF SALARIES	APPR	ACTIVE
A 2110.163-01-9000	SALARIES/NON-CERTIFIED-OV	APPR	ACTIVE
A 2110.163-02-9000	SALARIES/NON-CERTIFIED-OV	APPR	ACTIVE
A 2110.163-03-9000	SALARIES/NON-CERTIFIED-OV	APPR	ACTIVE
A 2110.163-04-9000	SALARIES/NON-CERTIFIED-OV	APPR	ACTIVE
A 2110.163-05-9000	SALARIES/NON-CERTIFIED-OV	APPR	ACTIVE
A 2110.163-06-9000	SALARIES/NON-CERTIFIED-OV	APPR	ACTIVE
A 2110.163-07-9000	SALARIES/NON-CERTIFIED-OV	APPR	ACTIVE
A 2110.163-08-9000	SALARIES/NON-CERTIFIED-OV	APPR	ACTIVE
A 2110.163-09-9000	SALARIES/NON-CERTIFIED-OV	APPR	ACTIVE
A 2110.163-10-9000	SALARIES/NON-CERTIFIED-OV	APPR	ACTIVE

\*\*\*\*\*

## CHART OF ACCOUNTS LISTING BY APPROPRIATION

ACCOUNT	DESCRIPTION	TYPE	STATUS
A 2110.164-10-9000	SALARIES/NON-CERT-ADDL TE	APPR	ACTIVE
A 2110.166-10-0033	TEACHER AIDE ONE TO ONE	APPR	ACTIVE
A 2110.166-10-0048	TERMINAL PAY TEACHER AIDES	APPR	ACTIVE
A 2110.166-10-0049	RETIREMENT INCENTIVE	APPR	ACTIVE
A 2110.166-10-9000	SAL/NON-CERT/TCH AIDE	APPR	ACTIVE
A 2110.167-06-0066	SALARY/NON-CERT-SECURITY	APPR	ACTIVE
A 2110.167-07-0066	SALARY/NON-CERT-SECURITY	APPR	ACTIVE
A 2110.167-10-0066	SALARY/NON-CERTIFIED-SECU	APPR	ACTIVE
A 2110.200-01-0025	NEW EQUIPMENT - MUSIC	APPR	ACTIVE
A 2110.200-01-9000	NEW EQUIPMENT -COVERT	APPR	ACTIVE
A 2110.200-02-0001	EQUIPMENT	APPR	ACTIVE
A 2110.200-02-0025	EQUIPMENT FOR MUSIC @ HEWITT	APPR	ACTIVE
A 2110.200-02-9000	NEW EQUIPMENT - HEWITT	APPR	ACTIVE
A 2110.200-03-0025	NEW EQUIPMENT-RIVERSIDE	APPR	ACTIVE
A 2110.200-04-0025	NEW EQUIP WATSON MUSIC	APPR	ACTIVE
A 2110.200-05-0025	NEW EQUIPMENT-WILSON MUSI	APPR	ACTIVE
A 2110.200-05-9000	NEW EQUIPMENT - WILSON	APPR	ACTIVE
A 2110.200-06-0001	NEW EQUIPMENT	APPR	ACTIVE
A 2110.200-06-0019	NEW EQUIPMENT INDUSTRIAL	APPR	ACTIVE
A 2110.200-06-0025	NEW EQUIPMENT-MUSIC	APPR	ACTIVE
A 2110.200-07-0001	NEW EQUIPMENT ART	APPR	ACTIVE
A 2110.200-07-0019	NEW EQUIPMENT INDUST ARTS	APPR	ACTIVE
A 2110.200-07-0023	NEW EQUIPMENT MATH	APPR	ACTIVE
A 2110.200-07-0025	NEW EQUIPMENT-MUSIC	APPR	ACTIVE
A 2110.200-07-0031	NEW EQUIPMENT SCIENCE	APPR	ACTIVE
A 2110.201-01-0025	REP EQUIPMENT - MUSIC	APPR	ACTIVE
A 2110.201-01-9000	REPLACEMENT EQUIPMENT - COVERT	APPR	ACTIVE
A 2110.201-02-0025	REPL EQUIP - HEWITT MUSIC	APPR	ACTIVE
A 2110.201-03-0025	REPLACEMENT EQUIPMENT	APPR	ACTIVE
A 2110.201-03-9000	REPL EQUIP - RIVERSIDE	APPR	ACTIVE
A 2110.201-04-0025	REPL EQUIP-WATSON MUSIC	APPR	ACTIVE
A 2110.201-05-0025	REPLACEMENT EQUIP FOR MUSIC @ WILSON	APPR	ACTIVE
A 2110.201-06-0001	REPLACEMENT EQUIPMENT	APPR	ACTIVE
A 2110.201-06-0018	REPLACEMENT EQUIPMENT	APPR	ACTIVE
A 2110.201-06-0019	REPLACEMENT EQUIPMENT	APPR	ACTIVE
A 2110.201-06-0025	REPL EQUIP-MS MUSIC	APPR	ACTIVE
A 2110.201-06-9000	REPLACEMENT EQUIPMENT	APPR	ACTIVE
A 2110.201-07-0001	REPLACEMENT EQUIP- SSHS	APPR	ACTIVE
A 2110.201-07-0019	REPL EQUIP INDUSTRIAL ART	APPR	ACTIVE
A 2110.201-07-0025	REPLACEMENT EQUIPMENT	APPR	ACTIVE
A 2110.201-07-0031	REPL EQUIP HS SCIENCE	APPR	ACTIVE
A 2110.201-10-0025	MUSIC - EQUIPMENT	APPR	ACTIVE
A 2110.201-10-9000	REPLACEMENT EQUIPMENT	APPR	ACTIVE
A 2110.202-10-0025	LEASE PURCHASE EQUIP COMM	APPR	ACTIVE
A 2110.401-02-9000	CONFERENCES EXP & WORKSHOPS	APPR	ACTIVE
A 2110.401-05-9000	CONFERENCES EXP & WORKSHOPS	APPR	ACTIVE
A 2110.401-06-9000	CONFERENCES EXP & WORKSHOPS	APPR	ACTIVE
A 2110.401-07-0013	CONFERENCES EXP & WORKSHOP	APPR	ACTIVE
A 2110.401-07-9000	CONFERENCE-EXP GENL	APPR	ACTIVE
A 2110.401-10-9000	CONF & WKSHP - DISTRICT	APPR	ACTIVE
A 2110.402-07-0032	CONSULTATION-SOCIAL STUDI	APPR	ACTIVE
A 2110.402-07-0050	CONSULTATION ENGLISH	APPR	ACTIVE
A 2110.402-07-9000	CONSULTATON GENERAL	APPR	ACTIVE
A 2110.402-10-9000	CONSULTING SERVICES	APPR	ACTIVE
A 2110.403-07-0060	INTERSCHOL ATHL-REG SCHL - CONTRACT SVCS	APPR	ACTIVE
A 2110.403-07-9000	CONTRACT SERVICES GENRL	APPR	ACTIVE
A 2110.403-10-0025	MUSIC, DRAMA, UNIFORMS, ETC	APPR	ACTIVE
A 2110.403-10-0027	PERFORMING ARTS	APPR	ACTIVE
A 2110.403-10-0047	HOME INSTRUCTION	APPR	ACTIVE
A 2110.403-10-9000	GENL CONTRACTED SERVICES	APPR	ACTIVE
A 2110.403-10-9010	AIDS AWARENESS FORUM	APPR	ACTIVE
A 2110.403-10-9121	TCHR CENTER/CONSULTANTS	APPR	ACTIVE
A 2110.404-06-0080	COPIER RENTAL	APPR	ACTIVE
A 2110.404-07-0009	RENTAL - DRIVER ED AUTOS	APPR	ACTIVE
A 2110.404-07-0015	RENTAL - GIFTED & TALENTE	APPR	ACTIVE
A 2110.404-07-0016	RENTALS	APPR	ACTIVE
A 2110.404-10-0025	RENTALS - MUSICAL INSTRUM	APPR	ACTIVE
A 2110.404-10-0027	RENTAL PERFORMING ARTS	APPR	ACTIVE

\*\*\*\*\*

## CHART OF ACCOUNTS LISTING BY APPROPRIATION

ACCOUNT	DESCRIPTION	TYPE	STATUS
A 2110.404-10-0065	RENTALS	APPR	ACTIVE
A 2110.405-06-0018	GENERAL REPAIRS	APPR	ACTIVE
A 2110.405-06-0019	GEN REPAIRS-IND ARTS	APPR	ACTIVE
A 2110.405-06-9000	GENL REPAIRS- MIDDLE SCHO	APPR	ACTIVE
A 2110.405-07-0019	REPAIRS - SSHS TECHNOLOGY	APPR	ACTIVE
A 2110.405-07-0023	GENERAL REPAIRS-MATH	APPR	ACTIVE
A 2110.405-07-0031	GENERAL REPAIRS - SCIENCE	APPR	ACTIVE
A 2110.405-07-9000	GEN'L REPAIRS - H.S.	APPR	ACTIVE
A 2110.405-10-0002	REPAIR & RECONDITIONING	APPR	ACTIVE
A 2110.405-10-0025	MUSIC PROGRAM REPAIRS ETC	APPR	ACTIVE
A 2110.405-10-0027	PERFORMING ARTS-GENERAL R	APPR	ACTIVE
A 2110.406-06-9000	COMMENCEMENT/ENTRY FEES	APPR	ACTIVE
A 2110.406-07-0001	COMMENCEMENT/ENTRY FEES	APPR	ACTIVE
A 2110.406-07-0023	MATHEMATICS/ENTRY FEES	APPR	ACTIVE
A 2110.406-07-0031	COMMENCEMENT/ENTRY FEES	APPR	ACTIVE
A 2110.406-10-0002	COMMENCEMENT/ENTRY FEES	APPR	ACTIVE
A 2110.407-01-9000	DUES & MEMBERSHIPS	APPR	ACTIVE
A 2110.407-02-9000	DUES & MEMBERSHIPS	APPR	ACTIVE
A 2110.407-03-9000	DUES & MEMBERSHIPS	APPR	ACTIVE
A 2110.407-04-9000	DUES & MEMBERSHIPS	APPR	ACTIVE
A 2110.407-05-9000	DUES & MEMBERSHIPS	APPR	ACTIVE
A 2110.407-06-9000	DUES & MEMBERSHIPS	APPR	ACTIVE
A 2110.407-07-0013	DUES & MEMBERSHIPS IB PRO	APPR	ACTIVE
A 2110.407-07-0014	DUES MEMB-FOREIGN LANG	APPR	ACTIVE
A 2110.407-07-0031	DUES & MEMBERSHIPS	APPR	ACTIVE
A 2110.407-07-0032	DUES & MEMBERSHIPS - SSHS/SOCIAL STUDIES	APPR	ACTIVE
A 2110.407-07-0050	DUES & MEMBERSHIPS-ENG.	APPR	ACTIVE
A 2110.407-07-9000	DUES & MEMBER GEN'L	APPR	ACTIVE
A 2110.407-10-0025	MUSIC-DUES & MEMBERSHIP	APPR	ACTIVE
A 2110.408-06-9000	ASSEMBLY PROGRAM	APPR	ACTIVE
A 2110.409-07-0031	TRAVEL EXP-MILAGE REIMBUR	APPR	ACTIVE
A 2110.409-10-0025	TRAVEL - MUSIC	APPR	ACTIVE
A 2110.409-10-9000	TRAVEL EXP-MILAGE REIMBUR	APPR	ACTIVE
A 2110.435-10-0063	TRANSLATIONS OF DOCUMENTS	APPR	ACTIVE
A 2110.448-07-0031	FIELD TRIPS	APPR	ACTIVE
A 2110.448-10-9000	TELECONFERENCING-FIELD TRIPS	APPR	ACTIVE
A 2110.450-07-0030	A2110450070030	APPR	ACTIVE
A 2110.450-07-0031	A2110450070031	APPR	ACTIVE
A 2110.472-10-9000	CHARTER SCHOOL TUITION	APPR	ACTIVE
A 2110.473-10-9000	CHARTER SCHOOL TUITION	APPR	ACTIVE
A 2110.479-10-0008	PIPC - TUITION REIMB	APPR	ACTIVE
A 2110.480-01-9000	TEXTBOOKS - COVERT	APPR	ACTIVE
A 2110.480-02-0021	TEXTBOOKS - KINDERGARTEN	APPR	ACTIVE
A 2110.480-02-9000	TEXTBOOKS - HEWITT	APPR	ACTIVE
A 2110.480-03-9000	TEXTBOOKS - RIVERSIDE	APPR	ACTIVE
A 2110.480-04-9000	TEXTBOOKS - WATSON	APPR	ACTIVE
A 2110.480-05-0021	TEXTBOOKS	APPR	ACTIVE
A 2110.480-05-9000	TEXTBOOKS - WILSON	APPR	ACTIVE
A 2110.480-06-0022	TEXTBOOKS	APPR	ACTIVE
A 2110.480-06-9000	TEXTBOOKS - MIDDLE SCHOOL	APPR	ACTIVE
A 2110.480-07-0006	TEXTBOOKS-BUS ED	APPR	ACTIVE
A 2110.480-07-0013	TEXTBOOKS	APPR	ACTIVE
A 2110.480-07-0014	TEXTBOOKS-FOREIGN LANG	APPR	ACTIVE
A 2110.480-07-0016	TEXTBOOKS	APPR	ACTIVE
A 2110.480-07-0023	TEXTBOOKS - MATHEMATICS	APPR	ACTIVE
A 2110.480-07-0025	TEXTBOOKS-HS MUSIC	APPR	ACTIVE
A 2110.480-07-0031	TEXTBOOKS	APPR	ACTIVE
A 2110.480-07-0032	TEXTBOOKS-SOC STUDIES	APPR	ACTIVE
A 2110.480-07-0050	TEXTBOOKS	APPR	ACTIVE
A 2110.480-07-9000	TEXTBOOKS - HIGH SCHOOL	APPR	ACTIVE
A 2110.480-10-0025	TEXT BOOKS - MUSIC	APPR	ACTIVE
A 2110.480-10-0065	TEXTBOOKS-PRIVATE & PROCH	APPR	ACTIVE
A 2110.480-10-9000	TEXTBOOKS-NEW PROG	APPR	ACTIVE
A 2110.481-01-9000	SOFTCOVER BOOKS - COVERT	APPR	ACTIVE
A 2110.481-02-9000	SOFTCOVER BOOKS - HEWITT	APPR	ACTIVE
A 2110.481-03-9000	SOFTCOVER BOOKS - RIVERSIDE	APPR	ACTIVE
A 2110.481-04-0021	SOFTCOVER BOOKS	APPR	ACTIVE
A 2110.481-04-7003	SOFTCOVER BOOKS	APPR	ACTIVE

\*\*\*\*\*

## CHART OF ACCOUNTS LISTING BY APPROPRIATION

ACCOUNT	DESCRIPTION	TYPE	STATUS
A 2110.481-04-9000	SOFTCOVER BOOKS - WATSON	APPR	ACTIVE
A 2110.481-05-0021	SOFTCOVER BOOKS - KINDERGARTEN	APPR	ACTIVE
A 2110.481-05-9000	SOFTCOVER BOOKS - WILSON	APPR	ACTIVE
A 2110.481-06-9000	SOFTCOVER BOOKS - M.S.	APPR	ACTIVE
A 2110.481-07-0006	SOFTCOVER BOOKS	APPR	ACTIVE
A 2110.481-07-0014	SOFTCOVER BOOKS	APPR	ACTIVE
A 2110.481-07-0016	SOFTCOVER BOOKS	APPR	ACTIVE
A 2110.481-07-0023	SOFTCOVER BOOKS	APPR	ACTIVE
A 2110.481-07-0031	SOFTCOVER BOOKS	APPR	ACTIVE
A 2110.481-07-0032	SOFTCOVER BOOKS	APPR	ACTIVE
A 2110.481-07-0050	SOFTCOVER BOOKS	APPR	ACTIVE
A 2110.481-07-9000	SOFTCOVER BOOKS	APPR	ACTIVE
A 2110.481-10-0063	SOFTCOVER BOOKS	APPR	ACTIVE
A 2110.481-10-0065	SOFTCOVER BOOKS - NON-PUB	APPR	ACTIVE
A 2110.481-10-9000	SOFTCOVER BOOKS - DISTRIC	APPR	ACTIVE
A 2110.490-10-0029	BOCES FOR AIM PROGRAM	APPR	ACTIVE
A 2110.490-10-0031	BOCES-ELEM SCIENCE MONROE	APPR	ACTIVE
A 2110.490-10-9000	BOCES	APPR	ACTIVE
A 2110.490-10-9002	BOCES-OUTDOOR EDUCATION	APPR	ACTIVE
A 2110.500-01-0001	SUPPLIES-ART	APPR	ACTIVE
A 2110.500-01-0002	PHY ED - COVERT	APPR	ACTIVE
A 2110.500-01-0021	SUPPLIES-KINDERGARTEN	APPR	ACTIVE
A 2110.500-01-0025	SUPPLIES-COVERT MUSIC	APPR	ACTIVE
A 2110.500-01-9000	SUPPLIES - GENERAL	APPR	ACTIVE
A 2110.500-02-0001	SUPPLIES-ART	APPR	ACTIVE
A 2110.500-02-0002	PHY ED - HEWITT	APPR	ACTIVE
A 2110.500-02-0021	SUPPLIES	APPR	ACTIVE
A 2110.500-02-0025	SUPPLIES-HEWITT MUSIC	APPR	ACTIVE
A 2110.500-02-9000	SUPPLIES - GENERAL	APPR	ACTIVE
A 2110.500-03-0001	ART SUPPLIES	APPR	ACTIVE
A 2110.500-03-0002	PHY ED - RIVERSIDE	APPR	ACTIVE
A 2110.500-03-0025	SUPPLIES-RIVERSIDE MUSIC	APPR	ACTIVE
A 2110.500-03-9000	SUPPLIES - GENERAL	APPR	ACTIVE
A 2110.500-04-0001	SUPPLIES-ART	APPR	ACTIVE
A 2110.500-04-0002	PHY ED - WATSON	APPR	ACTIVE
A 2110.500-04-0021	SUPPLIES-KINDERGARTEN	APPR	ACTIVE
A 2110.500-04-0025	SUPPLIES-WATSON MUSIC	APPR	ACTIVE
A 2110.500-04-7003	SUPPLIES	APPR	ACTIVE
A 2110.500-04-9000	SUPPLIES - GENERAL	APPR	ACTIVE
A 2110.500-05-0001	SUPPLIES-ART	APPR	ACTIVE
A 2110.500-05-0002	PHY ED - WILSON	APPR	ACTIVE
A 2110.500-05-0021	SUPPLIES-KIND	APPR	ACTIVE
A 2110.500-05-0025	SUPPLIES-WILSON MUSIC	APPR	ACTIVE
A 2110.500-05-9000	SUPPLIES-GENERAL	APPR	ACTIVE
A 2110.500-06-0001	SUPPLIES - ART	APPR	ACTIVE
A 2110.500-06-0002	PHY ED - MIDDLE SCHOOL	APPR	ACTIVE
A 2110.500-06-0014	SUPPLIES - FOREIGN LANG.	APPR	ACTIVE
A 2110.500-06-0018	SUPPLIES - HOME ECONOMICS	APPR	ACTIVE
A 2110.500-06-0019	SUPPLIES - INDUSTRIAL ART	APPR	ACTIVE
A 2110.500-06-0022	SUPPLIES - LANGUAGE ARTS	APPR	ACTIVE
A 2110.500-06-0023	SUPPLIES - MATH	APPR	ACTIVE
A 2110.500-06-0025	SUPPLIES-MS MUSIC	APPR	ACTIVE
A 2110.500-06-0031	SUPPLIES - SCIENCE	APPR	ACTIVE
A 2110.500-06-0036	SUPPLIES - TESTING	APPR	ACTIVE
A 2110.500-06-9000	SUPPLIES - GENERAL	APPR	ACTIVE
A 2110.500-07-0001	SUPPLIES - ART	APPR	ACTIVE
A 2110.500-07-0002	PHY ED - HIGH SCHOOL	APPR	ACTIVE
A 2110.500-07-0006	SUPPLIES - BUSINESS ED	APPR	ACTIVE
A 2110.500-07-0013	SUPPLIES IB PROG	APPR	ACTIVE
A 2110.500-07-0014	SUPPLIES - FOREIGN LANGUA	APPR	ACTIVE
A 2110.500-07-0016	SUPPLIES - GREENHOUSE	APPR	ACTIVE
A 2110.500-07-0019	SUPPLIES - INDUSTRIAL ART	APPR	ACTIVE
A 2110.500-07-0023	SUPPLIES - MATH	APPR	ACTIVE
A 2110.500-07-0025	SUPPLIES-HS MUSIC	APPR	ACTIVE
A 2110.500-07-0027	SUPPLIES-HS-PERFORMING AR	APPR	ACTIVE
A 2110.500-07-0031	SUPPLIES - SCIENCE	APPR	ACTIVE
A 2110.500-07-0032	SUPPLIES - SOCIAL STUDIES	APPR	ACTIVE
A 2110.500-07-0050	SUPPLIES - ENGLISH	APPR	ACTIVE

\*\*\*\*\*

## CHART OF ACCOUNTS LISTING BY APPROPRIATION

ACCOUNT	DESCRIPTION	TYPE	STATUS
A 2110.500-07-9000	SUPPLIES - GENERAL	APPR	ACTIVE
A 2110.500-10-0001	SUPPLIES	APPR	ACTIVE
A 2110.500-10-0002	SUPPLIES - PHYS ED	APPR	ACTIVE
A 2110.500-10-0023	MATH-SUPPLIES	APPR	ACTIVE
A 2110.500-10-0025	SUPPLIES - MUSIC	APPR	ACTIVE
A 2110.500-10-0027	SUPPLIES-GENERAL	APPR	ACTIVE
A 2110.500-10-0029	SUPPLIES-GENERAL	APPR	ACTIVE
A 2110.500-10-0031	SUPPLIES-SCIENCE	APPR	ACTIVE
A 2110.500-10-0063	SUPPLIES-GENERAL	APPR	ACTIVE
A 2110.500-10-9000	SUPPLIES - GENERAL	APPR	ACTIVE
A 2110.511-06-0014	FOREIGN LANG-RESOURCH MAT	APPR	ACTIVE
A 2110.511-06-0022	RESOURCE MATERIALS FOR CL	APPR	ACTIVE
A 2110.511-06-0032	RESOURCE MATERIALS FOR CL	APPR	ACTIVE
A 2110.511-06-9000	RESOURCE MATERIALS FOR CL	APPR	ACTIVE
A 2110.511-07-0013	RES MATERIAL FOR IB	APPR	ACTIVE
A 2110.511-07-0014	RESOURCE MATERIALS FOR CL	APPR	ACTIVE
A 2110.511-07-0031	RESOURCE MATERIALS FOR CL	APPR	ACTIVE
A 2110.511-07-0032	RESOURCE MATERIALS FOR CL	APPR	ACTIVE
A 2110.511-07-9000	RESOURCE MATERIALS- H.S.	APPR	ACTIVE
A 2110.512-01-9000	SUBSCRIPTIONS & PERIODICA	APPR	ACTIVE
A 2110.512-03-9000	SUBSCRIPTIONS & PERIODICALS	APPR	ACTIVE
A 2110.512-05-9000	SUBSCRIPTIONS - WILSON	APPR	ACTIVE
A 2110.512-06-0022	SUBSCRIPTIONS & PERIODICA	APPR	ACTIVE
A 2110.512-06-9000	SUBSCRIPTIONS & PERIODICA	APPR	ACTIVE
A 2110.512-07-0015	SUBSCRIPTIONS & PERIODICA	APPR	ACTIVE
A 2110.512-07-0016	SUBSCRIPTIONS & PERIODICA	APPR	ACTIVE
A 2110.512-07-0031	SUBSCRIPTIONS & PERIODICA	APPR	ACTIVE
A 2110.512-07-0032	SUBSCRIPTIONS & PERIODICA	APPR	ACTIVE
A 2110.512-07-9000	SUBSCRIPTIONS & PERIODICA	APPR	ACTIVE
A 2250.141-10-0034	HOME TUTORING FOR ABA/EDUC SERVICES	APPR	ACTIVE
A 2250.150-01-0034	SALARIES/CERTIFIED	APPR	ACTIVE
A 2250.150-01-0064	SALARIES/CERTIFIED-DIST W	APPR	ACTIVE
A 2250.150-02-0034	SALARIES/CERTIFIED-DIST W	APPR	ACTIVE
A 2250.150-03-0034	SALARIES/CERTIFIED	APPR	ACTIVE
A 2250.150-04-0034	SALARIES/CERTIFIED	APPR	ACTIVE
A 2250.150-05-0034	SALARIES/CERTIFIED	APPR	ACTIVE
A 2250.150-06-0034	SALARIES/CERTIFIED	APPR	ACTIVE
A 2250.150-07-0034	SALARIES/CERTIFIED	APPR	ACTIVE
A 2250.150-10-0034	SPED SALARIES/CERTIFIED-DIST W	APPR	ACTIVE
A 2250.150-10-0035	CORE SALARIES/CERTIFIED-DIST WIDE	APPR	ACTIVE
A 2250.150-10-0048	TERMINAL PAY	APPR	ACTIVE
A 2250.150-10-0063	SALARIES/CERT ESL-DISTRICT WIDE	APPR	ACTIVE
A 2250.150-10-0064	SALARIES/CERT SPEECH-DIST WIDE	APPR	ACTIVE
A 2250.150-10-9000	SALARIES/CERTIFIED-DIST W	APPR	ACTIVE
A 2250.150-20-0034	EHA	APPR	ACTIVE
A 2250.150-AR-0034	PROFESSIONAL SALARIES ARRA	APPR	ACTIVE
A 2250.150-AR-0064	PROFESSIONAL SALARIES ARRA	APPR	ACTIVE
A 2250.151-10-0034	TEACHER ASSISTANT INCLUSION	APPR	ACTIVE
A 2250.151-10-0035	TEACHER ASSISTANT CORE	APPR	ACTIVE
A 2250.155-10-0034	ADMINISTRATOR'S SALARY	APPR	ACTIVE
A 2250.160-10-0034	CLERICAL/OCCUPATIONAL THERAPIST	APPR	ACTIVE
A 2250.166-10-0034	TEACHER AIDE INCLUSION	APPR	ACTIVE
A 2250.166-10-0035	TEACHER AIDE CORE	APPR	ACTIVE
A 2250.200-10-0034	NEW EQUIPMENT - SPECIAL E	APPR	ACTIVE
A 2250.201-10-0034	REPLACEMENT EQUIP-SPECIAL	APPR	ACTIVE
A 2250.401-10-0034	CONFERENCES EXP & WORKSHO	APPR	ACTIVE
A 2250.402-10-0034	CONSLT-SPEC ED	APPR	ACTIVE
A 2250.403-10-0034	GEN CONTRACT SVCS - SPEC	APPR	ACTIVE
A 2250.407-10-0034	DUES AND MEMBERSHIPS	APPR	ACTIVE
A 2250.409-10-0034	TRAVEL EXP - SPEC ED	APPR	ACTIVE
A 2250.470-10-0034	TUITION-PRIVATE SCHOOL	APPR	ACTIVE
A 2250.472-10-0034	TUITION-OTHER PUBLIC SCH	APPR	ACTIVE
A 2250.480-10-0034	TEXTBOOKS - SPEC ED	APPR	ACTIVE
A 2250.481-10-0034	SOFT COVER BKS-SPEC ED	APPR	ACTIVE
A 2250.490-10-0034	BOCES- TUITION SPECIAL ED	APPR	ACTIVE
A 2250.500-10-0034	SUPPLIES - SPECIAL ED	APPR	ACTIVE
A 2250.500-10-0036	SUPPLIES - TESTING, SPEC	APPR	ACTIVE
A 2250.500-10-9000	SUPPLIES-GENERAL	APPR	ACTIVE

\*\*\*\*\*

CHART OF ACCOUNTS LISTING BY APPROPRIATION

ACCOUNT	DESCRIPTION	TYPE	STATUS
A 2250.512-10-0034	SUBSCRIPTIONS & PERIODICA	APPR	ACTIVE
A 2254.474-10-9000	EXPENSE	APPR	ACTIVE
A 2280.490-07-0026	BOCES OCC. ED.	APPR	ACTIVE
A 2330.140-10-0068	SUMM SCHOOL SUBS	APPR	ACTIVE
A 2330.150-06-0047	SUPERVISION OF MS STUDENT CNTR	APPR	ACTIVE
A 2330.150-06-9000	SALARIES/CERTIFIED-DIST W	APPR	ACTIVE
A 2330.150-10-0066	ACE-CTFD SALARIES	APPR	ACTIVE
A 2330.150-10-0067	CERTIFIED SALARY -ADULT E	APPR	ACTIVE
A 2330.150-10-0068	CERTIFIED SALARY SUMMER S	APPR	ACTIVE
A 2330.150-10-0069	SALARIES CERT - REG REV	APPR	ACTIVE
A 2330.150-10-0070	REGENTS REVIEW CERT-TCHR	APPR	ACTIVE
A 2330.150-10-9000	CERTIFIED	APPR	ACTIVE
A 2330.150-10-9001	TCH COORD - PROJ GREAT	APPR	ACTIVE
A 2330.151-06-9000	TEACHING ASSISTANTS	APPR	ACTIVE
A 2330.151-10-0068	TEACHING ASSISTANTS	APPR	ACTIVE
A 2330.151-10-0069	SALARIES TA - REG REV	APPR	ACTIVE
A 2330.151-10-9001	TEACHING ASSISTANTS	APPR	ACTIVE
A 2330.155-10-9001	ADMINISTRATOR'S SALARY	APPR	ACTIVE
A 2330.160-10-0066	SALARIES/NON-CERTIFIED	APPR	ACTIVE
A 2330.160-10-0067	NON CERTIFIED SALARY-ADUL	APPR	ACTIVE
A 2330.160-10-0068	NON CERTIFIED SUMMER SCHO	APPR	ACTIVE
A 2330.160-10-0069	SALARIES NON CERT - REG REV	APPR	ACTIVE
A 2330.160-10-0070	REGENTS REVIEW NON-CERT	APPR	ACTIVE
A 2330.160-10-9000	NON-CERTIFIED	APPR	ACTIVE
A 2330.160-10-9001	SALARIES/NON-CERTIFIED	APPR	ACTIVE
A 2330.200-10-0068	NEW EQUIPMENT	APPR	ACTIVE
A 2330.201-10-0067	REPL EQUIPMENT-ADULT ED	APPR	ACTIVE
A 2330.401-10-0067	CONF & WKSHPs - ADULT ED	APPR	ACTIVE
A 2330.402-10-0067	CONSULTING SERVICES	APPR	ACTIVE
A 2330.403-10-0067	CONTRACTED SERVICES COMM ED	APPR	ACTIVE
A 2330.405-10-0067	GENERAL REPAIRS - ADULT E	APPR	ACTIVE
A 2330.407-10-0067	DUES & MEMBERSHIPS ADULT	APPR	ACTIVE
A 2330.408-10-0068	ASSEMBLY PROG	APPR	ACTIVE
A 2330.409-10-0067	TRAVEL EXP-MILAGE REIMBUR	APPR	ACTIVE
A 2330.422-10-0067	PRINTING - ADULT ED	APPR	ACTIVE
A 2330.422-10-0068	PRINTING - SUMMER SCHOOL	APPR	ACTIVE
A 2330.430-10-0068	SERVICE/CONTRACTS	APPR	ACTIVE
A 2330.472-10-0070	REGENTS REVIEW POSTAGE	APPR	ACTIVE
A 2330.473-10-0067	POSTAGE - ADULT ED	APPR	ACTIVE
A 2330.473-10-0068	POSTAGE - SUMMER SCHOOL	APPR	ACTIVE
A 2330.473-10-9001	POSTAGE/MAILING	APPR	ACTIVE
A 2330.479-10-0067	TUIT REIMB-ADULT ED	APPR	ACTIVE
A 2330.479-10-0068	SUMMER PROGRAM REFUND	APPR	ACTIVE
A 2330.479-10-9001	TUITION REIMBURSEMENT	APPR	ACTIVE
A 2330.480-10-0067	TEXTBOOKS - ADULT ED	APPR	ACTIVE
A 2330.480-10-0068	TEXTBOOKS	APPR	ACTIVE
A 2330.490-10-0066	PRINTING - ACE	APPR	ACTIVE
A 2330.490-10-0067	PRINTING - COMMUNITY EDUCATION	APPR	ACTIVE
A 2330.490-10-0068	SUMMER SCHOOL	APPR	ACTIVE
A 2330.500-10-0066	ACE SUPPLIES	APPR	ACTIVE
A 2330.500-10-0067	SUPPLIES - ADULT ED	APPR	ACTIVE
A 2330.500-10-0068	SUPPLIES - SUMMER SCHOOL	APPR	ACTIVE
A 2330.500-10-0069	SUPPLIES - REG REV	APPR	ACTIVE
A 2330.500-10-9001	PROJECT GREAT	APPR	ACTIVE
A 2330.511-01-9001	RESOURCE MATERIALS FOR CL	APPR	ACTIVE
A 2330.511-01-9003	RESOURCE MATERIALS FOR CL	APPR	ACTIVE
A 2330.511-02-9001	RESOURCE MATERIALS FOR CL	APPR	ACTIVE
A 2330.511-03-9001	RESOURCE MATERIALS FOR CL	APPR	ACTIVE
A 2330.511-04-9001	RESOURCE MATERIALS FOR CL	APPR	ACTIVE
A 2330.511-05-9001	RESOURCE MATERIALS FOR CL	APPR	ACTIVE
A 2330.511-10-9001	RESOURCE MATERIALS FOR CL	APPR	ACTIVE
A 2330.512-10-0067	SUBSCRIPTIONS	APPR	ACTIVE
A 2610.150-04-0005	SALARIES/CERTIFIED LIBR	APPR	ACTIVE
A 2610.150-05-0005	SALARIES/CERTIFIED LIBR	APPR	ACTIVE
A 2610.150-06-0005	SALARIES/CERTIFIED LIBR	APPR	ACTIVE
A 2610.150-07-0005	SALARIES/CERTIFIED-DIST W	APPR	ACTIVE
A 2610.150-10-9000	LIBRARY	APPR	ACTIVE
A 2610.160-06-0005	SALARIES/NON-CERTIFIED	APPR	ACTIVE

\*\*\*\*\*

## CHART OF ACCOUNTS LISTING BY APPROPRIATION

ACCOUNT	DESCRIPTION	TYPE	STATUS
A 2610.160-07-0005	SALARIES/NON-CERTIFIED	APPR	ACTIVE
A 2610.160-10-0004	NON-CERTIFIED AV	APPR	ACTIVE
A 2610.160-10-0048	OSA TERMINAL PAY	APPR	ACTIVE
A 2610.160-10-0049	OSA RETIREMENT INCENTIVE	APPR	ACTIVE
A 2610.200-02-0005	EQUIPMENT - NEW LIBRARY	APPR	ACTIVE
A 2610.200-06-0004	NEW EQUIPMENT	APPR	ACTIVE
A 2610.200-07-0004	LIBRARY - NEW EQUIPMENT	APPR	ACTIVE
A 2610.200-10-0004	NEW EQUIPMENT-AV	APPR	ACTIVE
A 2610.200-10-0025	NEW EQUIPMENT - MUSIC - A	APPR	ACTIVE
A 2610.201-05-0004	REPLACEMENT EQUIPMENT	APPR	ACTIVE
A 2610.201-07-0004	REPLACEMENT EQUIPMENT AV	APPR	ACTIVE
A 2610.201-10-0004	REPLACEMENT EQUIPMENT	APPR	ACTIVE
A 2610.202-07-0005	LEASE PURCHASE	APPR	ACTIVE
A 2610.403-07-0005	GENL CONTRACTED SERVICES	APPR	ACTIVE
A 2610.405-10-0004	REPAIR OF A.V. EQUIPMENT	APPR	ACTIVE
A 2610.407-07-0005	DUES & MEMBERSHIPS	APPR	ACTIVE
A 2610.464-10-0005	COMPUTER SOFTWARE	APPR	ACTIVE
A 2610.480-07-0005	TEXTBOOKS	APPR	ACTIVE
A 2610.490-10-0005	BOCES	APPR	ACTIVE
A 2610.490-10-9000	A2610490109000	APPR	ACTIVE
A 2610.500-01-0004	SUPPLIES-GENERAL	APPR	ACTIVE
A 2610.500-01-0005	SUPPLIES-GENERAL	APPR	ACTIVE
A 2610.500-02-0005	SUPPLIES-GENERAL	APPR	ACTIVE
A 2610.500-03-0005	SUPPLIES-GENERAL	APPR	ACTIVE
A 2610.500-04-0004	SUPPLIES-AV	APPR	ACTIVE
A 2610.500-04-0005	SUPPLIES-LIBRARY	APPR	ACTIVE
A 2610.500-05-0005	SUPPLIES-GENERAL	APPR	ACTIVE
A 2610.500-06-0004	SUPPLIES-GENERAL	APPR	ACTIVE
A 2610.500-06-0005	SUPPLIES-GENERAL	APPR	ACTIVE
A 2610.500-07-0004	SUPPLIES-GENERAL	APPR	ACTIVE
A 2610.500-07-0005	SUPPLIES-GENERAL	APPR	ACTIVE
A 2610.500-10-0004	SUPPLIES - A/V	APPR	ACTIVE
A 2610.500-10-0005	SUPPLIES-LIBRARY	APPR	ACTIVE
A 2610.500-10-0025	SUPPLIES - MUSIC	APPR	ACTIVE
A 2610.500-10-0065	LIBRARY PROGRAM	APPR	ACTIVE
A 2610.512-01-0005	LIBRARY SUB-COVERT	APPR	ACTIVE
A 2610.512-02-0005	LIBRARY SUB-HEWITT	APPR	ACTIVE
A 2610.512-03-0005	SUBSCRIPTIONS & PERIODICALS	APPR	ACTIVE
A 2610.512-04-0005	LIBRARY SUB-WATSON	APPR	ACTIVE
A 2610.512-05-0005	SUBSCRIPTIONS & PERIODICALS	APPR	ACTIVE
A 2610.512-06-0005	SUBSCRIPTIONS & PERIODICALS	APPR	ACTIVE
A 2610.512-07-0004	SUBSCRIPTIONS & PERIODICALS	APPR	ACTIVE
A 2610.512-07-0005	SUBSCRIPTIONS & PERIODICALS	APPR	ACTIVE
A 2610.520-07-0005	LIBRARY BOOKS	APPR	ACTIVE
A 2620.150-07-0004	SALARIES/CERTIFIED-DIST W	APPR	ACTIVE
A 2620.200-07-0004	TV-EQUIPMENT	APPR	ACTIVE
A 2620.201-07-0004	REPLACEMENT EQUIPMENT	APPR	ACTIVE
A 2620.403-10-0004	GENL CONTRACTED SERVICES	APPR	ACTIVE
A 2620.405-07-0004	GENERAL REPAIRS	APPR	ACTIVE
A 2620.500-06-0004	TV STUDIO- SUPPLIES SSMS	APPR	ACTIVE
A 2620.500-07-0004	SUPPLIES -TV STUDIO	APPR	ACTIVE
A 2630.150-10-9000	SALARIES/CERTIFIED-DIST W	APPR	ACTIVE
A 2630.160-10-9000	SALARIES/NON-CERTIFIED	APPR	ACTIVE
A 2630.200-10-0034	EQUIPMENT	APPR	ACTIVE
A 2630.200-10-0065	EQUIPMENT	APPR	ACTIVE
A 2630.200-10-9000	NEW EQUIPMENT - COMPUT AS	APPR	ACTIVE
A 2630.200-10-9018	RVC EDUCATION GRANT	APPR	ACTIVE
A 2630.200-10-9703	EQUIPMENT - BOND RELATED	APPR	ACTIVE
A 2630.201-01-9000	REPL EQUIPMENT-COVERT	APPR	ACTIVE
A 2630.201-02-9000	REPL EQUIPMENT-HEWITT	APPR	ACTIVE
A 2630.201-03-9000	REPL EQUIPMENT-RIVERSIDE	APPR	ACTIVE
A 2630.201-04-9000	REPL EQUIPMENT-WATSON	APPR	ACTIVE
A 2630.201-05-9000	REPL EQUIPMENT-WILSON	APPR	ACTIVE
A 2630.201-06-9000	REPL EQUIPMENT-MID SCHOOL	APPR	ACTIVE
A 2630.201-07-0001	REPL EQUIP - HS ART	APPR	ACTIVE
A 2630.201-07-0005	REPLACEMENT EQUIPMENT-LIB	APPR	ACTIVE
A 2630.201-07-0006	REPLACEMENT EQUIPMENT	APPR	ACTIVE
A 2630.201-07-0013	REPLACEMENT EQUIPMENT	APPR	ACTIVE



\*\*\*\*\*

## CHART OF ACCOUNTS LISTING BY APPROPRIATION

ACCOUNT	DESCRIPTION	TYPE	STATUS
A 2630.201-07-0015	REPLACEMENT EQUIPMENT	APPR	ACTIVE
A 2630.201-07-0019	REPL EQUIP - HS TECHNOLOG	APPR	ACTIVE
A 2630.201-07-0031	REPLACEMENT EQUIPMENT	APPR	ACTIVE
A 2630.201-07-0032	REPLACEMENT EQUIPMENT-SOC	APPR	ACTIVE
A 2630.201-07-0034	REPLACEMENT EQUIPMENT-SP.	APPR	ACTIVE
A 2630.201-07-9000	REPLACEMENT EQUIPMENT	APPR	ACTIVE
A 2630.201-10-0015	REPLACEMENT EQUIPMENT-ASC	APPR	ACTIVE
A 2630.201-10-0025	REPLACEMENT EQUIPMENT	APPR	ACTIVE
A 2630.201-10-0313	REPLACE EQUIP/PL89-313	APPR	ACTIVE
A 2630.201-10-9000	REPL EQUIP - COMP ASS'T I	APPR	ACTIVE
A 2630.201-10-9027	RVCEF GRANT 1997-98	APPR	ACTIVE
A 2630.201-10-9703	REPLACEMENT EQUIPMENT	APPR	ACTIVE
A 2630.401-10-9000	CONFERENCES EXP & WORKSHOPS	APPR	ACTIVE
A 2630.403-10-9703	GENL CONTRACTED SERVICES	APPR	ACTIVE
A 2630.405-10-9703	GENERAL REPAIRS	APPR	ACTIVE
A 2630.430-10-9703	SERVICE/CONTRACTS	APPR	ACTIVE
A 2630.464-10-0065	SOFTWARE - ST. AGNES	APPR	ACTIVE
A 2630.464-10-9000	INSTRUCTIONAL SOFTWARE	APPR	ACTIVE
A 2630.490-10-9000	BOCES - MICROCOMPUTER SER	APPR	ACTIVE
A 2630.490-10-9703	BOCES TECH SERV	APPR	ACTIVE
A 2630.500-02-9000	SUPPLIES	APPR	ACTIVE
A 2630.500-03-9000	SUPPLIES-RIVERSIDE	APPR	ACTIVE
A 2630.500-05-9000	SUPPLIES-WILSON	APPR	ACTIVE
A 2630.500-06-9000	SUPPLIES-MIDDLE SCHOOL	APPR	ACTIVE
A 2630.500-07-0013	SUPPLIES	APPR	ACTIVE
A 2630.500-10-9703	TECHNOLOGY	APPR	ACTIVE
A 2805.155-06-9000	SALARY/ATTENDANCE	APPR	ACTIVE
A 2805.160-06-9000	SALARIES/NON-CERTIFIED	APPR	ACTIVE
A 2805.160-07-9000	SALARIES/NON-CERTIFIED	APPR	ACTIVE
A 2810.150-06-9000	SALARIES/CERTIFIED	APPR	ACTIVE
A 2810.150-07-9000	SALARIES/CERTIFIED	APPR	ACTIVE
A 2810.150-10-9000	GUIDANCE	APPR	ACTIVE
A 2810.160-06-9000	SALARIES/NON-CERTIFIED	APPR	ACTIVE
A 2810.160-07-9000	SALARIES/NON-CERTIFIED	APPR	ACTIVE
A 2810.200-07-9000	NEW EQUIPMENT	APPR	ACTIVE
A 2810.201-06-9000	REPLACEMENT EQUIPMENT	APPR	ACTIVE
A 2810.401-07-9000	GUIDANCE	APPR	ACTIVE
A 2810.402-07-9000	CONSULTANT SERVICES	APPR	ACTIVE
A 2810.403-07-0036	GEN'L CONTR SVCS-TEST SCO	APPR	ACTIVE
A 2810.403-07-9000	CONTRACTED SERVICES - GUIDANCE	APPR	ACTIVE
A 2810.406-07-9000	SAT/ACH/AP EXAM FEES	APPR	ACTIVE
A 2810.407-07-9000	DUES & MBSHPS SUPPLE STUD	APPR	ACTIVE
A 2810.408-07-9000	ASSEMBLY PROGRAMS	APPR	ACTIVE
A 2810.409-07-9000	GUIDANCE H.S	APPR	ACTIVE
A 2810.448-07-0031	FIELD TRIPS	APPR	ACTIVE
A 2810.448-07-9000	FIELD TRIPS	APPR	ACTIVE
A 2810.449-07-9000	COLLEGE FAIR	APPR	ACTIVE
A 2810.500-07-9000	SUPPLIES-SENIOR HIGH-GEN	APPR	ACTIVE
A 2810.511-06-9000	RESOURCE MATERIALS FOR CL	APPR	ACTIVE
A 2810.512-06-9000	SUBSCRIPTIONS & PERIODICALS	APPR	ACTIVE
A 2815.150-07-0017	SALARIES/CERTIFIED	APPR	ACTIVE
A 2815.150-10-9000	CERTIFIED NURSE/TEACHER	APPR	ACTIVE
A 2815.160-01-0017	SALARIES/NON-CERTIFIED	APPR	ACTIVE
A 2815.160-02-0017	SALARIES/NON-CERTIFIED	APPR	ACTIVE
A 2815.160-03-0017	SALARIES/NON-CERTIFIED	APPR	ACTIVE
A 2815.160-04-0017	SALARIES/NON-CERTIFIED	APPR	ACTIVE
A 2815.160-05-0017	SALARIES/NON-CERTIFIED	APPR	ACTIVE
A 2815.160-06-0017	SALARIES/NON-CERTIFIED	APPR	ACTIVE
A 2815.160-10-0017	NON CERTIFIED	APPR	ACTIVE
A 2815.160-10-0034	SALARIES/NON-CERTIFIED	APPR	ACTIVE
A 2815.160-10-0048	NURSES TERMINAL PAY	APPR	ACTIVE
A 2815.160-10-9000	DISTRICT NURSES	APPR	ACTIVE
A 2815.160-20-0017	SALARIES/NON-CERTIFIED	APPR	ACTIVE
A 2815.160-AR-0017	SUPPORT STAFF SALARIES	APPR	ACTIVE
A 2815.161-10-9000	NURSES - PERFECT ATTEND.	APPR	ACTIVE
A 2815.200-10-0017	NEW EQUIPMENT - HEALTH	APPR	ACTIVE
A 2815.401-10-0017	CONFERENCES EXP & WORKSHOP	APPR	ACTIVE
A 2815.403-10-0017	GEN'L CONTR SVCS - HEALTH	APPR	ACTIVE

\*\*\*\*\*

## CHART OF ACCOUNTS LISTING BY APPROPRIATION

ACCOUNT	DESCRIPTION	TYPE	STATUS
A 2815.405-10-0017	GENERAL REPAIRS - HEALTH	APPR	ACTIVE
A 2815.490-10-0017	BOCES - HEALTH	APPR	ACTIVE
A 2815.500-01-0017	SUPPLIES-GENERAL	APPR	ACTIVE
A 2815.500-02-0017	SUPPLIES-GENERAL	APPR	ACTIVE
A 2815.500-03-0017	SUPPLIES-GENERAL	APPR	ACTIVE
A 2815.500-04-0017	SUPPLIES-GENERAL	APPR	ACTIVE
A 2815.500-05-0017	SUPPLIES-GENERAL	APPR	ACTIVE
A 2815.500-06-0017	SUPPLIES-GENERAL	APPR	ACTIVE
A 2815.500-07-0017	SUPPLIES-GENERAL	APPR	ACTIVE
A 2815.500-08-0017	SUPPLIES	APPR	ACTIVE
A 2815.500-10-0017	SUPPLIES - HEALTH	APPR	ACTIVE
A 2820.150-10-0048	TERMINAL PAY	APPR	ACTIVE
A 2820.150-10-9000	CERTIFIED PSYCHOLOGIST DIST W	APPR	ACTIVE
A 2820.150-20-9000	SALARIES/CERTIFIED-DIST W	APPR	ACTIVE
A 2820.500-10-0036	SUPPLIES - PSYCH SERV	APPR	ACTIVE
A 2825.150-10-0048	TERMINAL PAY	APPR	ACTIVE
A 2825.150-10-9000	CERTIFIED SOCIAL WORKER DISTRICT W	APPR	ACTIVE
A 2825.150-EJ-9000	PROFESSIONAL SALARIES	APPR	ACTIVE
A 2825.472-10-9000	TUITION - PUB SCH FOSTER	APPR	ACTIVE
A 2830.155-10-9000	ADMINISTRATOR'S SALARY	APPR	ACTIVE
A 2830.160-10-9000	NON-CERTIFIED	APPR	ACTIVE
A 2850.120-10-0060	CHAPARONES-ELEM	APPR	ACTIVE
A 2850.120-10-0061	ELEM CLUBS	APPR	ACTIVE
A 2850.120-10-0062	INTRAMURALS	APPR	ACTIVE
A 2850.130-06-0060	CHAP-M.S	APPR	ACTIVE
A 2850.130-06-0061	M S CLUBS	APPR	ACTIVE
A 2850.130-06-0062	INTERMURALS - MS	APPR	ACTIVE
A 2850.130-07-0060	CHAP-H.S	APPR	ACTIVE
A 2850.130-07-0061	H S CLUBS	APPR	ACTIVE
A 2850.130-07-0062	INTRAMURALS-H S	APPR	ACTIVE
A 2850.150-10-9000	CERTIFIED	APPR	ACTIVE
A 2850.406-06-9000	COMMENCEMENT/ENTRY FEES	APPR	ACTIVE
A 2850.406-10-0025	COMMENCEMENT/ENTRY FEES	APPR	ACTIVE
A 2850.409-10-0025	MUSIC PROGRAMS	APPR	ACTIVE
A 2850.448-10-0025	FIELD TRIPS	APPR	ACTIVE
A 2855.130-06-0060	SALARIES/CERTIFIED-SECOND	APPR	ACTIVE
A 2855.130-07-0060	SALARIES/CERTIFIED-SECOND	APPR	ACTIVE
A 2855.150-10-0028	CERTIFIED SALARIES-PHYS E	APPR	ACTIVE
A 2855.150-10-9000	A2855150109000	APPR	ACTIVE
A 2855.155-10-0028	ADMINISTRATOR'S SALARY	APPR	ACTIVE
A 2855.160-10-0028	NON CERTIFIED SALARIES	APPR	ACTIVE
A 2855.403-07-0060	GENL CONTRACTED SERVICES	APPR	ACTIVE
A 2855.403-10-0028	CONTRACTED SERVICES	APPR	ACTIVE
A 2855.404-10-0028	RENTAL-INTERSCHOLASTICS	APPR	ACTIVE
A 2855.405-10-0028	REPAIRS-RECONDITION-INTER	APPR	ACTIVE
A 2855.406-10-0028	ENTRY FEES	APPR	ACTIVE
A 2855.409-10-0028	TRAVEL EXP-MILEAGE REIMBUR	APPR	ACTIVE
A 2855.430-10-0080	COPIER SERV CONTRACTS	APPR	ACTIVE
A 2855.490-10-0028	BOCES	APPR	ACTIVE
A 2855.500-10-0017	SUPPLIES-MEDICAL-INTERSCH	APPR	ACTIVE
A 2855.500-10-0028	SUPPLIES - INTERSCHOLASTIC	APPR	ACTIVE
A 2860.160-10-9000	A2860160109000	APPR	ACTIVE
A 5510.150-10-0034	SALARIES/CERTIFIED-DIST W	APPR	ACTIVE
A 5510.151-10-0034	TEACHING ASSISTANTS	APPR	ACTIVE
A 5510.155-10-9000	ADMINISTRATOR'S SALARY	APPR	ACTIVE
A 5510.160-10-0034	SALARY/BUS MATRON	APPR	ACTIVE
A 5510.160-10-9000	NON-CERTIFIED	APPR	ACTIVE
A 5510.200-10-9000	TRANSPORTATION EQUIPMENT	APPR	ACTIVE
A 5510.201-10-9000	DISTRICT TRANSP-REPL EQUI	APPR	ACTIVE
A 5510.202-10-9000	TRANSPORTATION LEASE/PURCHASE	APPR	ACTIVE
A 5510.401-10-9000	DISTRICT TRANSP-CONF & WKSHP	APPR	ACTIVE
A 5510.403-10-9000	CONTRACTUAL SERVICES	APPR	ACTIVE
A 5510.405-10-9000	GENERAL REPAIRS	APPR	ACTIVE
A 5510.407-10-9000	DISTRICT TRANSP-DUES & MB	APPR	ACTIVE
A 5510.409-10-9000	MILEAGE REIMBURSEMENT	APPR	ACTIVE
A 5510.430-10-9000	SERVICE/CONTRACTS	APPR	ACTIVE
A 5510.500-10-9000	DISTRICT TRANSP-SUPPLIES	APPR	ACTIVE
A 5540.160-10-9000	SALARIES/BUS DRIVER	APPR	ACTIVE

\*\*\*\*\*

## CHART OF ACCOUNTS LISTING BY APPROPRIATION

ACCOUNT	DESCRIPTION	TYPE	STATUS
A 5540.403-10-0028	CONTRACT TRANSP-IN DIST	APPR	ACTIVE
A 5540.403-10-0034	CONTRACT TRANS-IN DIST SP	APPR	ACTIVE
A 5540.403-10-9000	CONTRACT TRAN-IN DIST ST	APPR	ACTIVE
A 5540.403-20-0028	CONTRACT TRANS-OUT DIST	APPR	ACTIVE
A 5540.403-20-0034	OUT-DIST. - SPECIAL EDUCA	APPR	ACTIVE
A 5540.403-20-9000	CONTRCT TRANS-OUT DIST PR	APPR	ACTIVE
A 5540.448-06-9000	CONTRACT TRANS-TRIPS-M.S.	APPR	ACTIVE
A 5540.448-07-0023	MATHMATICS	APPR	ACTIVE
A 5540.448-07-0031	FIELD TRIPS	APPR	ACTIVE
A 5540.448-07-9000	CONTRACT TRANS-TRIPS-H.S.	APPR	ACTIVE
A 5540.448-10-0027	CONTRACT TRANS-PERFORMING	APPR	ACTIVE
A 5540.448-10-0034	FIELD TRIPS	APPR	ACTIVE
A 5540.448-10-0068	SUMMER SCH FIELD TRIPS	APPR	ACTIVE
A 5540.448-10-9000	CONTRACT TRANS-TRIPS-DIST	APPR	ACTIVE
A 5550.403-10-9000	PUBLIC TRANSPORTATION	APPR	ACTIVE
A 5550.422-10-9000	PRINTING - TRANSP APPLICA	APPR	ACTIVE
A 5581.490-10-9000	TRANSPORTATION WITH BOCES	APPR	ACTIVE
A 7140.160-10-1620	REC/NON-CERT BLDGS & GRNDS	APPR	ACTIVE
A 7140.160-10-2610	REC/NON-CERT AV	APPR	ACTIVE
A 7140.403-10-9000	COMMUNITY RECREATION	APPR	ACTIVE
A 7140.404-10-9000	A7140404109000	APPR	ACTIVE
A 7310.160-10-1620	YOUTH/NON-CERT BLDGS & GNDS	APPR	ACTIVE
A 8060.160-10-1620	CIVIC/NON-CERT BLDGS & GNDS	APPR	ACTIVE
A 8060.403-10-9010	COMPACT FOR LEARNING	APPR	ACTIVE
A 8060.473-10-9010	POSTAGE/MAILING	APPR	ACTIVE
A 8060.500-10-9010	SUPPLIES	APPR	ACTIVE
A 8070.422-10-9000	PRINTING - CENSUS MAILERS	APPR	ACTIVE
A 8070.473-10-9000	POSTAGE/MAILING FOR CENSUS	APPR	ACTIVE
A 9010.800-10-9000	NYS EMPLOYEES' RETIREMENT	APPR	ACTIVE
A 9010.800-AR-9000	ERS	APPR	ACTIVE
A 9020.800-10-0088	MEDICAID-TEACHERS RETIRE	APPR	ACTIVE
A 9020.800-10-9000	NYS TEACHERS' RETIREMENT	APPR	ACTIVE
A 9020.800-AR-9000	TRS	APPR	ACTIVE
A 9030.800-10-9000	SOCIAL SECURITY	APPR	ACTIVE
A 9030.800-AR-9000	FICA	APPR	ACTIVE
A 9040.800-10-9000	WORKERS' COMP - DISTRICT	APPR	ACTIVE
A 9045.800-10-9000	INSURANCE - DISTRICT	APPR	ACTIVE
A 9050.800-10-9000	UNEMPLOYMENT INS - DISTRI	APPR	ACTIVE
A 9060.800-10-9000	HEALTH INS - DISTRICT	APPR	ACTIVE
A 9060.800-AR-9000	HEALTH	APPR	ACTIVE
A 9060.801-10-9000	MEDICARE B	APPR	ACTIVE
A 9060.802-10-9000	MEDICARE B SURTAX REIMBURSEMENT	APPR	ACTIVE
A 9060.803-10-9000	DENTAL INS- BUILDINGS & GRNDS	APPR	ACTIVE
A 9060.806-10-9000	DENTAL INSURANCE - AIDES	APPR	ACTIVE
A 9060.807-10-9000	CONFIDENTIAL EMPLOYEES	APPR	ACTIVE
A 9070.800-10-9000	WELFARE BENEFITS - DIST E	APPR	ACTIVE
A 9070.801-10-9000	WELFARE BENEFITS - TEACHE	APPR	ACTIVE
A 9070.802-10-9000	EMPLOYEE BENEFITS-PRIN	APPR	ACTIVE
A 9070.804-10-9000	EMPLOYEE BENEFITS-OFFICE	APPR	ACTIVE
A 9070.805-10-9000	EMPLOYEE BENEFITS-NURSES	APPR	ACTIVE
A 9070.807-10-9000	CONFIDENTIAL EMPLOYEES	APPR	ACTIVE
A 9731.700-10-9000	BOND ANTICIPATION NOTES INTEREST	APPR	ACTIVE
A 9760.700-10-9000	TAX ANTICIPATION NOTES-PR	APPR	ACTIVE
A 9785.600-10-0025	PRINCIPAL LEASE PURCHASE	APPR	ACTIVE
A 9785.700-10-0025	INTEREST LEASE PURCHASE	APPR	ACTIVE
A 9787.600-10-9000	INSTALLMENT PURCHASE	APPR	ACTIVE
A 9787.700-10-9000	INSTALLMENT PURCHASE DEBT INTEREST	APPR	ACTIVE
A 9901.900-10-9000	TRANSFER TO DEBT SERVICE	APPR	ACTIVE
A 9901.900-10-9703	BOND 96 TECHNOLOGY	APPR	ACTIVE
A 9901.930-10-9000	TRANSFER TO SCHOOL LUNCH FUND	APPR	ACTIVE
A 9901.950-10-9000	TRANSFER TO SPECIAL AID	APPR	ACTIVE
A 9950.900-10-9000	TRANSFER TO CAPITAL/DISTRICT	APPR	ACTIVE
C 2330.500-01-9001	COV PROJ GRT PM FOOD SUPP	APPR	ACTIVE
C 2330.500-01-9003	COV PROJ GRT AM FOOD SUPP	APPR	ACTIVE
C 2330.500-02-9001	HEW PROJ GRT PM FOOD SUPP	APPR	ACTIVE
C 2330.500-02-9003	HEW PROJ GRT AM FOOD SUPP	APPR	ACTIVE
C 2330.500-03-9001	RIV PROJ GRT PM FOOD SUPP	APPR	ACTIVE
C 2330.500-03-9003	RIV PROJ GRT AM FOOD SUPP	APPR	ACTIVE

\*\*\*\*\*

## CHART OF ACCOUNTS LISTING BY APPROPRIATION

ACCOUNT	DESCRIPTION	TYPE	STATUS
C 2330.500-04-9001	WAT PROJ GRT PM FOOD SUPP	APPR	ACTIVE
C 2330.500-05-9001	WIL PROJ GRT PM FOOD SUPP	APPR	ACTIVE
C 2330.500-05-9003	WIL PROJ GRT AM FOOD SUPP	APPR	ACTIVE
C 2330.500-10-9003	WAT PROJ GRT AM FOOD SUPP	APPR	ACTIVE
C 2680.490-10-9000	BOCES FOOD SERV	APPR	ACTIVE
C 2860.160-00-0000	SALARIES/NON-CERTIFIED	APPR	ACTIVE
C 2860.160-01-9000	COVERT FOOD SERVICE WORKERS	APPR	ACTIVE
C 2860.160-02-9000	HEWITT FOOD SERVICE WORKERS	APPR	ACTIVE
C 2860.160-03-9000	RIVERSIDE FOOD SERVICE WORKERS	APPR	ACTIVE
C 2860.160-04-9000	WATSON FOOD SERVICE WORKERS	APPR	ACTIVE
C 2860.160-05-9000	WILSON FOOD SERVICE WORKERS	APPR	ACTIVE
C 2860.160-06-9000	MS FOOD SERVICE WORKERS	APPR	ACTIVE
C 2860.160-07-9000	HS FOOD SERVICE WORKERS	APPR	ACTIVE
C 2860.160-10-9000	SALARIES/NON-CERTIFIED	APPR	ACTIVE
C 2860.200-10-9000	EQUIPMENT	APPR	ACTIVE
C 2860.201-10-9000	Replacement Equipment	APPR	ACTIVE
C 2860.400-10-9000	WAREHOUSE CHARGES	APPR	ACTIVE
C 2860.401-10-9000	MGT.CO. ADMN FEE	APPR	ACTIVE
C 2860.402-10-9000	OTHER	APPR	ACTIVE
C 2860.403-10-9000	SALES TAX	APPR	ACTIVE
C 2860.405-10-9000	GENERAL REPAIRS	APPR	ACTIVE
C 2860.407-10-9000	Membership & Dues	APPR	ACTIVE
C 2860.409-10-9000	CONTRACTUAL	APPR	ACTIVE
C 2860.410-10-9000	NET COST OF FOOD USED	APPR	ACTIVE
C 2860.412-10-9000	COST OF FOOD SOLD	APPR	ACTIVE
C 2860.415-10-9000	OTHER CHARGES	APPR	ACTIVE
C 2860.449-07-0000	C2860449070000	APPR	ACTIVE
C 2860.490-10-9000	BOCES FOOD MNGT	APPR	ACTIVE
C 2860.500-10-9000	SUPPLIES	APPR	ACTIVE
C 2860.501-10-9000	LUNCH & FINGERPRINT REIMBURSEMENT	APPR	ACTIVE
C 5510.160-10-9000	SALARIES/NON-CERTIFIED	APPR	ACTIVE
C 9010.800-10-9000	ERS	APPR	ACTIVE
C 9030.800-10-9000	SOCIAL SECURITY	APPR	ACTIVE
C 9050.800-10-9000	UNEMPLOYMENT SERVICES	APPR	ACTIVE
C 9060.800-10-9000	HEALTH INSURANCE	APPR	ACTIVE
F 1310.999-10-9000	TEACHER CENTER-NON-GRANT	APPR	ACTIVE
F 1989.500-06-0025	SSMS MUSIC - YANNELLI	APPR	ACTIVE
F 1989.500-07-0840	MASH- MANDATED AFTER SCHOOL HELP	APPR	ACTIVE
F 2060.403-10-8188	STATE AID DATA CONTRACTED SVCS	APPR	ACTIVE
F 2060.403-10-9188	STATE AID DATA ANALYSIS	APPR	ACTIVE
F 2060.500-10-8188	STATE AID DATA - SUPPLIES	APPR	ACTIVE
F 2070.150-10-1502	TITLE IIA SALARIES	APPR	ACTIVE
F 2070.150-10-1602	TITLE IIA SALARIES	APPR	ACTIVE
F 2070.150-10-1702	16/17 TITLE IIA SALARIES PROF	APPR	ACTIVE
F 2070.403-10-1502	TITLE IIA PURCHASED SERVICES	APPR	ACTIVE
F 2070.403-10-1602	TITLE IIA PURCHASED SERVICES	APPR	ACTIVE
F 2070.403-10-1702	16/17 TITLE IIA PURCH SVC	APPR	ACTIVE
F 2070.490-10-1502	TITLE IIA PUR SVS W/BOCES	APPR	ACTIVE
F 2070.490-10-1602	TITLE IIA PUR SVS W/BOCES	APPR	ACTIVE
F 2070.490-10-1702	16/17 TITLE IIA PURCH SVC W/BOCES	APPR	ACTIVE
F 2070.500-10-1602	TITLE IIA SUPPLIES & MATERIALS	APPR	ACTIVE
F 2070.500-10-1702	SUPPLIES & MATERIALS	APPR	ACTIVE
F 2100.403-01-1516	ED FOUND PURCHASED SERVICES	APPR	ACTIVE
F 2110.150-05-1099	A NORRIS - BRAIN GYM	APPR	ACTIVE
F 2110.150-10-1501	TITLE I SALARIES	APPR	ACTIVE
F 2110.150-10-1521	T CTR SALARIES	APPR	ACTIVE
F 2110.150-10-1601	TITLE I SALARIES	APPR	ACTIVE
F 2110.150-10-1621	T CTR SALARIES	APPR	ACTIVE
F 2110.150-10-1701	16/17 TITLE I SALARIES - PROF	APPR	ACTIVE
F 2110.150-10-1721	TEACHERS' CENTER	APPR	ACTIVE
F 2110.160-10-1521	T CTR SALARIES FOR SUP STAFF	APPR	ACTIVE
F 2110.160-10-1621	T CTR SALARIES FOR SUP STAFF	APPR	ACTIVE
F 2110.160-10-1721	TEACHERS' CENTER	APPR	ACTIVE
F 2110.200-06-1415	ED FOUND EQUIPMENT	APPR	ACTIVE
F 2110.403-01-1415	ED FOUND PUR SVS	APPR	ACTIVE
F 2110.403-01-1516	ED FOUND PUR SVS	APPR	ACTIVE
F 2110.403-01-1617	INTERGRATED MUSIC & MOVEMENT	APPR	ACTIVE
F 2110.403-02-1516	ED FOUND PUR SVS	APPR	ACTIVE

\*\*\*\*\*

## CHART OF ACCOUNTS LISTING BY APPROPRIATION

ACCOUNT	DESCRIPTION	TYPE	STATUS
F 2110.403-02-1617	ARTIFACTUAL	APPR	ACTIVE
F 2110.403-03-1415	ED FOUND PURCHASED SERVICES	APPR	ACTIVE
F 2110.403-04-1415	ED FOUND PURCHASED SVC	APPR	ACTIVE
F 2110.403-04-1516	ED FOUND PURCHASED SERVICES	APPR	ACTIVE
F 2110.403-04-1617	ENDLESS POSSIBILITIES	APPR	ACTIVE
F 2110.403-04-9000	PURCHASED SERVICES 1516	APPR	ACTIVE
F 2110.403-05-1617	MAD SCIENCE	APPR	ACTIVE
F 2110.403-07-1516	ED FOUND PURCHASED SERVICES	APPR	ACTIVE
F 2110.403-07-1617	Z SPACE	APPR	ACTIVE
F 2110.403-10-1501	TITLE I PURCHASED SERVICES	APPR	ACTIVE
F 2110.403-10-1521	T CTR PURCHASED SERVICES	APPR	ACTIVE
F 2110.403-10-1601	TITLE I PURCHASED SERVICES	APPR	ACTIVE
F 2110.403-10-1621	T CTR PURCHASED SERVICES	APPR	ACTIVE
F 2110.403-10-1701	16/17 TITLE I PURCH SVC	APPR	ACTIVE
F 2110.403-10-1721	TEACHERS' CENTER	APPR	ACTIVE
F 2110.403-11-1617	BENNER'S FARM	APPR	ACTIVE
F 2110.403-12-1415	ED FOUND PURCHASED SERVICES	APPR	ACTIVE
F 2110.403-12-1617	BIO ART ENRICHMENT AT HEWITT	APPR	ACTIVE
F 2110.403-13-1617	LITTLEBITS	APPR	ACTIVE
F 2110.403-15-1314	ED FOUND PURCHASED SERVICE	APPR	ACTIVE
F 2110.403-17-1617	VERNIER LABQUEST 2 BIOLOGY	APPR	ACTIVE
F 2110.403-20-1415	ED FOUND PURCHASED SERVICES	APPR	ACTIVE
F 2110.403-21-1314	ED FOUND PURCHASED SERVICES	APPR	ACTIVE
F 2110.403-21-1415	ED FOUND PURCHASED SVC	APPR	ACTIVE
F 2110.403-21-1516	ED FOUND PURCHASED SERVICES	APPR	ACTIVE
F 2110.403-22-1617	DASH & DOT ROBOTS	APPR	ACTIVE
F 2110.403-30-1415	ED FOUND PURCHASED SERVICES	APPR	ACTIVE
F 2110.403-31-1314	ED FOUND PURCHASED SERVICES	APPR	ACTIVE
F 2110.403-41-1314	ED FOUND PURCHASED SERVICES	APPR	ACTIVE
F 2110.403-51-1314	ED FOUND PURCHASED SERVICES	APPR	ACTIVE
F 2110.403-99-9000	DONATIONS TO TEACHER CENTER	APPR	ACTIVE
F 2110.460-07-1516	ED FOUND TRAVEL EXPENSES	APPR	ACTIVE
F 2110.460-10-1521	T CTR TRAVEL EXPENSES	APPR	ACTIVE
F 2110.460-10-1621	T CTR TRAVEL EXPENSES	APPR	ACTIVE
F 2110.460-10-1721	TEACHERS' CENTER	APPR	ACTIVE
F 2110.490-10-1621	T CTR PUR SVS W/BOCES	APPR	ACTIVE
F 2110.490-10-1721	TEACHERS' CENTER	APPR	ACTIVE
F 2110.500-01-9000	SUPPLIES	APPR	ACTIVE
F 2110.500-02-1099	ISLAND HARVEST/HEWITT	APPR	ACTIVE
F 2110.500-02-1314	ED FOUND SUPPLIES	APPR	ACTIVE
F 2110.500-02-1415	ED FOUND SUPPLIES	APPR	ACTIVE
F 2110.500-02-1516	ED FOUND SUPPLIES	APPR	ACTIVE
F 2110.500-03-1415	ED FOUND SUPPLIES	APPR	ACTIVE
F 2110.500-03-1617	MYSTERY SCIENCE	APPR	ACTIVE
F 2110.500-04-1314	ED FOUND SUPPLIES	APPR	ACTIVE
F 2110.500-04-1415	ED FOUND SUPPLIES	APPR	ACTIVE
F 2110.500-04-1516	ED FOUND SUPPLIES	APPR	ACTIVE
F 2110.500-04-1617	ENDLESS POSSIBILITIES	APPR	ACTIVE
F 2110.500-05-0775	SUPPLIES	APPR	ACTIVE
F 2110.500-05-1415	ED FOUND SUPPLIES NE LIT GIFT	APPR	ACTIVE
F 2110.500-05-1516	ED FOUND SUPPLIES	APPR	ACTIVE
F 2110.500-05-1617	MAD SCIENCE	APPR	ACTIVE
F 2110.500-05-9000	SUPPLIES	APPR	ACTIVE
F 2110.500-06-1314	ED FOUND LI SCHOOL MEDIA SUPPLIES	APPR	ACTIVE
F 2110.500-06-1415	ED FOUND SUPPLIES	APPR	ACTIVE
F 2110.500-06-1516	ED FOUND SUPPLIES	APPR	ACTIVE
F 2110.500-06-9000	SOL YOUSHA MEMORIAL FUND	APPR	ACTIVE
F 2110.500-07-0013	ATLANTIC PHILANTHROPIC GRANT	APPR	ACTIVE
F 2110.500-07-1314	ED FOUND SUPPLIES	APPR	ACTIVE
F 2110.500-07-1415	ED FOUND SUPPLIES	APPR	ACTIVE
F 2110.500-07-1516	ED FOUND SUPPLIES	APPR	ACTIVE
F 2110.500-07-1617	MOVE MINDS THROUGH MOVEMENT	APPR	ACTIVE
F 2110.500-07-9000	C ARDITO MEMORIAL GARDEN	APPR	ACTIVE
F 2110.500-10-0025	JOSEPH ROMER MEM	APPR	ACTIVE
F 2110.500-10-0034	SEPTA/OT	APPR	ACTIVE
F 2110.500-10-1314	ED FOUND SUPPLIES	APPR	ACTIVE
F 2110.500-10-1501	TITLE I SUPPLIES AND MATERIALS	APPR	ACTIVE
F 2110.500-10-1516	ED FOUND SUPPLIES	APPR	ACTIVE

\*\*\*\*\*

## CHART OF ACCOUNTS LISTING BY APPROPRIATION

ACCOUNT	DESCRIPTION	TYPE	STATUS
F 2110.500-10-1521	T CTR SUPPLIES	APPR	ACTIVE
F 2110.500-10-1601	TITLE I SUPPLIES AND MATERIALS	APPR	ACTIVE
F 2110.500-10-1621	T CTR SUPPLIES & MATERIALS	APPR	ACTIVE
F 2110.500-10-1701	16/17 TITLE I SUP & MAT	APPR	ACTIVE
F 2110.500-10-1721	TEACHERS' CENTER	APPR	ACTIVE
F 2110.500-10-9000	CONFERENCE HOST	APPR	ACTIVE
F 2110.500-10-9001	SANFORD HARMONY GRANT	APPR	ACTIVE
F 2110.500-10-9002	HELEN O'GRADY HONOR	APPR	ACTIVE
F 2110.500-12-1415	ED FOUND SUPPLIES	APPR	ACTIVE
F 2110.500-13-1415	ED FOUND SUPPLIES	APPR	ACTIVE
F 2110.500-14-1617	THINK OUTSIDE THE BOX	APPR	ACTIVE
F 2110.500-15-1314	ED FOUND SUPPLIES & MATERIALS	APPR	ACTIVE
F 2110.500-15-1617	FIDGETS	APPR	ACTIVE
F 2110.500-16-1314	ED FOUND SUPPLIES	APPR	ACTIVE
F 2110.500-16-1415	ED FOUND SUPPLIES	APPR	ACTIVE
F 2110.500-16-1516	ED FOUND SUPPLIES	APPR	ACTIVE
F 2110.500-21-1516	ED FOUND SUPPLIES & MATERIALS	APPR	ACTIVE
F 2110.500-21-1617	PROJECT STABILITY	APPR	ACTIVE
F 2110.500-23-1415	ED FOUND SUPPLIES	APPR	ACTIVE
F 2110.500-24-1617	YOUNG ENTREPRENEURS CLUB	APPR	ACTIVE
F 2110.500-26-1314	ED FOUND SUPPLIES	APPR	ACTIVE
F 2110.500-31-1314	ED FOUND SUPPLIES & MATERIALS	APPR	ACTIVE
F 2110.500-36-1314	ED FOUND SUPPLIES	APPR	ACTIVE
F 2110.500-44-1314	ED FOUND RUTH FINNS AWARD	APPR	ACTIVE
F 2110.500-46-1314	ED FOUND SUPPLIES	APPR	ACTIVE
F 2110.500-56-1314	ED FOUND SUPPLIES	APPR	ACTIVE
F 2110.800-10-1501	TITLE I EMPLOYEE BENEFITS	APPR	ACTIVE
F 2110.800-10-1601	TITLE I EMPLOYEE BENEFITS	APPR	ACTIVE
F 2110.800-10-1701	16/17 TITLE I EMP BENEFITS	APPR	ACTIVE
F 2250.150-20-1606	611 SALARIES FOR PROF STAFF	APPR	ACTIVE
F 2250.150-20-1706	SALARIES FOR PROFESSIONAL STAFF	APPR	ACTIVE
F 2250.151-20-1606	611 SALARIES FOR PROF STAFF - TA	APPR	ACTIVE
F 2250.151-20-1706	SALARIES FOR TEACHING ASSISTANTS	APPR	ACTIVE
F 2250.160-20-1606	611 SALARIES FOR SUPPORT STAFF	APPR	ACTIVE
F 2250.160-20-1706	SALARIES FOR SUPPORT STAFF	APPR	ACTIVE
F 2250.403-07-1027	CENTER STAGE - CONSULTANTS	APPR	ACTIVE
F 2250.403-20-1606	611 PURCHASED SERVICES	APPR	ACTIVE
F 2250.403-20-1706	PURCHASED SERVICES	APPR	ACTIVE
F 2250.460-20-1606	611 TRAVEL EXPENSES	APPR	ACTIVE
F 2250.460-20-1706	TRAVEL EXPENSES	APPR	ACTIVE
F 2250.500-05-9000	WILSON OT/ GYM GRANT	APPR	ACTIVE
F 2250.500-07-1027	CENTER STAGE - SUPPLIES	APPR	ACTIVE
F 2250.500-07-9000	CORE II DONATION - SUPPLIES	APPR	ACTIVE
F 2250.500-20-1606	611 SUPPLIES & MATERIALS	APPR	ACTIVE
F 2250.500-20-1706	SUPPLIES AND MATERIALS	APPR	ACTIVE
F 2253.471-20-1734	TUITION - PUBLIC	APPR	ACTIVE
F 2253.472-20-1734	TUITION - PRIVATE	APPR	ACTIVE
F 2253.490-20-1734	TUITION - BOCES	APPR	ACTIVE
F 2254.474-10-0034	TUITION 10 MONTH SCHOOL AGE	APPR	ACTIVE
F 2330.150-10-1507	LEP SALARIES AND PROFESSIONAL STAFF	APPR	ACTIVE
F 2330.403-10-1507	LEP PURCHASED SERVICES	APPR	ACTIVE
F 2505.002-01-706	SUPPLIES AND MATERIALS	APPR	ACTIVE
F 2510.150-10-1660	619 SALARIES FOR PROF STAFF	APPR	ACTIVE
F 2510.150-10-1760	SALARIES FOR PROFESSIONAL STAFF	APPR	ACTIVE
F 2510.160-10-1660	619 SALARIES FOR SUPPORT STAFF	APPR	ACTIVE
F 2510.160-10-1760	SALARIES FOR SUPPORT STAFF	APPR	ACTIVE
F 2510.403-10-1660	619 PURCHASED SERVICES	APPR	ACTIVE
F 2510.403-10-1760	PURCHASED SERVICES	APPR	ACTIVE
F 2825.150-06-1015	LIB PART STIPEND MS	APPR	ACTIVE
F 2825.150-10-1015	LIB PART STIPEND HS	APPR	ACTIVE
F 2825.402-10-1015	LIB PART CONSULTANTS	APPR	ACTIVE
F 2825.403-06-1015	LIB PART PURCHASED SERVICES	APPR	ACTIVE
F 2825.500-06-1015	LIB PART SUPPLIES AND MATERIALS	APPR	ACTIVE
F 2825.500-07-0997	NEFCU TEACHER GRANT	APPR	ACTIVE
F 2825.500-10-1015	LIB PART SUPPLIES	APPR	ACTIVE
F 5510.160-20-1634	SUMMER 15 SALARIES DRIVERS & MATRON	APPR	ACTIVE
F 5510.160-20-1734	SUMMER 16 SALARIES DRIVERS & MATRONS	APPR	ACTIVE
F 5581.403-20-1634	SUMMER 15 TRANS - PUB/PRI	APPR	ACTIVE

\*\*\*\*\*

## CHART OF ACCOUNTS LISTING BY APPROPRIATION

ACCOUNT	DESCRIPTION	TYPE	STATUS
F 5581.403-20-1734	TRANSPORTATION - SUMMER	APPR	ACTIVE
F 5581.490-20-1634	SUMMER TRANS 15 - BOCES	APPR	ACTIVE
F 5581.490-20-1734	TRANSPORTATION - BOCES	APPR	ACTIVE
H 0910.293-10-8001	EXCEL - SSMS LOCKER ROOM	APPR	ACTIVE
H 0910.293-10-8002	EXCEL - WILSON PORTICO	APPR	ACTIVE
H 0910.293-10-8003	EXCEL - SECURITY SURVEILLANCE	APPR	ACTIVE
H 0910.293-10-9000	EXCEL - GENERAL CONSTRUCTION	APPR	ACTIVE
H 1213.200-01-8018	FURNITURE & EQUIPMENT	APPR	ACTIVE
H 1213.200-02-7020	FURNITURE & EQUIPMENT	APPR	ACTIVE
H 1213.200-03-1019	FURNITURE & EQUIPMENT	APPR	ACTIVE
H 1213.200-04-3016	FURNITURE & EQUIPMENT	APPR	ACTIVE
H 1213.200-05-4023	FURNITURE & EQUIPMENT	APPR	ACTIVE
H 1213.200-06-2023	FURNITURE & EQUIPMENT	APPR	ACTIVE
H 1213.200-07-5026	EQUIPMENT - HS	APPR	ACTIVE
H 1213.200-07-5027	FURNITURE & EQUIPMENT	APPR	ACTIVE
H 1213.200-08-6009	FURNITURE & EQUIPMENT	APPR	ACTIVE
H 1213.201-01-3015	SUPERINTENDENT OF CONSTRUCTION	APPR	ACTIVE
H 1213.201-01-8018	SUPERINTENDENT OF CONSTRUCTION	APPR	ACTIVE
H 1213.201-10-9004	DW SUPERINTENDENT OF CONSTRUCTION	APPR	ACTIVE
H 1213.243-01-8018	INSURANCE	APPR	ACTIVE
H 1213.243-02-7020	INSURANCE	APPR	ACTIVE
H 1213.243-03-1019	INSURANCE	APPR	ACTIVE
H 1213.243-04-3016	INSURANCE	APPR	ACTIVE
H 1213.243-05-4023	INSURANCE	APPR	ACTIVE
H 1213.243-06-2023	INSURANCE	APPR	ACTIVE
H 1213.243-07-5027	INSURANCE	APPR	ACTIVE
H 1213.243-08-6009	INSURANCE	APPR	ACTIVE
H 1213.244-01-8018	LEGAL SERVICE	APPR	ACTIVE
H 1213.244-02-7020	LEGAL SERVICE	APPR	ACTIVE
H 1213.244-03-1019	LEGAL SERVICE	APPR	ACTIVE
H 1213.244-04-3016	LEGAL SERVICE	APPR	ACTIVE
H 1213.244-05-4023	LEGAL SERVICE	APPR	ACTIVE
H 1213.244-06-2023	LEGAL SERVICE	APPR	ACTIVE
H 1213.244-07-5027	LEGAL SERVICE	APPR	ACTIVE
H 1213.244-08-6009	LEGAL SERVICE	APPR	ACTIVE
H 1213.245-01-8017	ARCHITECT FEES	APPR	ACTIVE
H 1213.245-01-8018	ARCHITECT FEES	APPR	ACTIVE
H 1213.245-02-7020	ARCHITECT FEES	APPR	ACTIVE
H 1213.245-03-1019	ARCHITECT FEES	APPR	ACTIVE
H 1213.245-04-3015	ARCHITECT FEES	APPR	ACTIVE
H 1213.245-04-3016	ARCHITECT FEES	APPR	ACTIVE
H 1213.245-05-4023	ARCHITECT FEES	APPR	ACTIVE
H 1213.245-06-2023	ARCHITECT FEES	APPR	ACTIVE
H 1213.245-07-5026	ARCHITECT FEES	APPR	ACTIVE
H 1213.245-07-5027	ARCHITECT FEES	APPR	ACTIVE
H 1213.245-08-6008	ARCHITECT FEES	APPR	ACTIVE
H 1213.245-08-6009	ARCHITECT FEES	APPR	ACTIVE
H 1213.246-01-8017	SURVEY & ENGINEERING	APPR	ACTIVE
H 1213.246-01-8018	SURVEY & ENGINEERING	APPR	ACTIVE
H 1213.246-02-7020	SURVEY & ENGINEERING	APPR	ACTIVE
H 1213.246-03-1019	SURVEY & ENGINEERING	APPR	ACTIVE
H 1213.246-04-0315	SURVEY/ENGINEERING	APPR	ACTIVE
H 1213.246-04-3015	SURVEY & ENGINEERING	APPR	ACTIVE
H 1213.246-04-3016	SURVEY & ENGINEERING	APPR	ACTIVE
H 1213.246-05-4023	SURVEY & ENGINEERING	APPR	ACTIVE
H 1213.246-06-2023	SURVEY & ENGINEERING	APPR	ACTIVE
H 1213.246-07-5026	SURVEY/ENGINEERING	APPR	ACTIVE
H 1213.246-07-5027	SURVEY & ENGINEERING	APPR	ACTIVE
H 1213.246-08-6009	SURVEY & ENGINEERING	APPR	ACTIVE
H 1213.293-01-8017	COVERT ROOF REPLACEMENT	APPR	ACTIVE
H 1213.293-01-8018	GENERAL CONSTRUCTION	APPR	ACTIVE
H 1213.293-02-7020	GENERAL CONSTRUCTION	APPR	ACTIVE
H 1213.293-03-1019	GENERAL CONSTRUCTION	APPR	ACTIVE
H 1213.293-04-3013	WATSON ROOF REPLACEMENT	APPR	ACTIVE
H 1213.293-04-3015	GENERAL CONSTRUCTION	APPR	ACTIVE
H 1213.293-04-3016	GENERAL CONSTRUCTION	APPR	ACTIVE
H 1213.293-05-4023	GENERAL CONSTRUCTION	APPR	ACTIVE
H 1213.293-06-2023	GENERAL CONSTRUCTION	APPR	ACTIVE

\*\*\*\*\*

## CHART OF ACCOUNTS LISTING BY APPROPRIATION

ACCOUNT	DESCRIPTION	TYPE	STATUS
H 1213.293-07-5026	HS NEW SYN TURF FIELD	APPR	ACTIVE
H 1213.293-07-5027	GENERAL CONSTRUCTION	APPR	ACTIVE
H 1213.293-08-6009	GENERAL CONSTRUCTION	APPR	ACTIVE
H 1213.293-10-9000	2013 BOND ISSUE	APPR	ACTIVE
H 1213.294-01-8018	HEATING & VENTILATION	APPR	ACTIVE
H 1213.294-02-7020	HEATING & VENTILATION	APPR	ACTIVE
H 1213.294-03-1019	HEATING & VENTILATION	APPR	ACTIVE
H 1213.294-04-3016	HEATING & VENTILATION	APPR	ACTIVE
H 1213.294-05-4023	HEATING & VENTILATION	APPR	ACTIVE
H 1213.294-06-2023	HEATING & VENTILATION	APPR	ACTIVE
H 1213.294-07-5027	HEATING & VENTILATION	APPR	ACTIVE
H 1213.294-08-6009	HEATING & VENTILATION	APPR	ACTIVE
H 1213.294-10-9004	DW AIR CONDITIONING	APPR	ACTIVE
H 1213.295-01-8018	PLUMBING	APPR	ACTIVE
H 1213.295-02-7020	PLUMBING	APPR	ACTIVE
H 1213.295-03-1019	PLUMBING	APPR	ACTIVE
H 1213.295-04-3016	PLUMBING	APPR	ACTIVE
H 1213.295-05-4023	PLUMBING	APPR	ACTIVE
H 1213.295-06-2023	PLUMBING	APPR	ACTIVE
H 1213.295-07-5027	PLUMBING	APPR	ACTIVE
H 1213.295-08-6009	PLUMBING	APPR	ACTIVE
H 1213.296-01-8018	ELECTRIC	APPR	ACTIVE
H 1213.296-02-7020	ELECTRIC	APPR	ACTIVE
H 1213.296-03-1019	ELECTRIC	APPR	ACTIVE
H 1213.296-04-3016	ELECTRIC	APPR	ACTIVE
H 1213.296-05-4023	ELECTRIC	APPR	ACTIVE
H 1213.296-06-2023	ELECTRIC	APPR	ACTIVE
H 1213.296-07-2023	ELECTRIC	APPR	ACTIVE
H 1213.296-07-5027	ELECTRIC	APPR	ACTIVE
H 1213.296-08-6009	ELECTRIC	APPR	ACTIVE
H 1213.296-10-9004	BOND - ELECTRIC	APPR	ACTIVE
H 1213.297-01-8018	SITE IMPROVEMENTS	APPR	ACTIVE
H 1213.297-02-7020	SITE IMPROVEMENTS	APPR	ACTIVE
H 1213.297-03-1019	SITE IMPROVEMENTS	APPR	ACTIVE
H 1213.297-04-3016	SITE IMPROVEMENTS	APPR	ACTIVE
H 1213.297-05-4023	SITE IMPROVEMENTS	APPR	ACTIVE
H 1213.297-06-2023	SITE IMPROVEMENTS	APPR	ACTIVE
H 1213.297-07-5026	GENERAL CONSTRUCTION	APPR	ACTIVE
H 1213.297-07-5027	SITE IMPROVEMENTS	APPR	ACTIVE
H 1213.297-08-6009	SITE IMPROVEMENTS	APPR	ACTIVE
H 1213.298-01-8018	UTILITY & SERVICE SYSTEMS	APPR	ACTIVE
H 1213.298-02-7020	UTILITY & SERVICE SYSTEMS	APPR	ACTIVE
H 1213.298-03-1019	UTILITY & SERVICE SYSTEMS	APPR	ACTIVE
H 1213.298-04-3016	UTILITY & SERVICE SYSTEMS	APPR	ACTIVE
H 1213.298-05-4023	UTILITY & SERVICE SYSTEMS	APPR	ACTIVE
H 1213.298-06-2023	UTILITY & SERVICE SYSTEMS	APPR	ACTIVE
H 1213.298-07-5027	UTILITY & SERVICE SYSTEMS	APPR	ACTIVE
H 1213.298-08-6008	GENERAL CONSTRUCTION	APPR	ACTIVE
H 1213.298-08-6009	UTILITY & SERVICE SYSTEMS	APPR	ACTIVE
H 1620.293-01-8016	COVERT EPC	APPR	ACTIVE
H 1620.293-02-7019	HEWITT EPC	APPR	ACTIVE
H 1620.293-03-1017	RIVERSIDE EPC	APPR	ACTIVE
H 1620.293-04-3014	WATSON EPC	APPR	ACTIVE
H 1620.293-05-4022	WILSON EPC	APPR	ACTIVE
H 1620.293-06-2022	SSMS EPC	APPR	ACTIVE
H 1620.293-07-5024	SSHS EPC	APPR	ACTIVE
H 1620.293-10-6007	ADMIN EPC	APPR	ACTIVE
H 1620.403-10-1213	PURCHASED SERVICES	APPR	ACTIVE
H 1620.403-10-1314	PURCHASED SERVICES 13/14	APPR	ACTIVE
H 1620.403-10-1617	PURCHASED SERVICES 16/17	APPR	ACTIVE
H 2110.200-10-9000	EQUIPMENT INSTALLMENT PURCHASE	APPR	ACTIVE
H 2630.403-10-9000	E-RATE PROJECT EXPENSE	APPR	ACTIVE
PN 2989.4	SCHOLARSHIP PAYMENT	APPR	ACTIVE
TE 2989.40	IVES SCHOLARSHIP-EXPENSE	APPR	ACTIVE
V 9711.600	SCHOOL BONDS - PRINCIPAL	APPR	ACTIVE
V 9711.700	SCHOOL BONDS - INTEREST	APPR	ACTIVE
V 9789.600-10-9000	ENERGY PERFORMANCE - PRINCIPAL	APPR	ACTIVE
V 9789.700-10-9000	ENERGY PERFORMANCE - INTEREST	APPR	ACTIVE



\*\*\*\*\*

CHART OF ACCOUNTS LISTING BY APPROPRIATION

ACCOUNT	DESCRIPTION	TYPE	STATUS
V 9991.40-0	PAYMENT TO ESCROW AGENT	APPR	ACTIVE
V 9991.400-10-9000	PAYMENT TO ESCROW AGENT	APPR	ACTIVE

Report Completed 2:50 PM

Rockville Centre UFSD  
Three-Part Budget 2017/2018

Function		2016-17	2017-18	2017-18
<u>Code</u>	<u>ACCOUNT NAME</u>	<u>Budget</u>	<u>Budget</u>	<u>Contingency Budget</u>
<b>Admin</b>				
1010	Board of Education	\$28,015	\$28,240	\$28,240
1040	District Clerk	\$45,136	\$45,636	\$45,636
1060	District Meeting	\$108,700	\$109,700	\$109,700
1240	Chief School Administrator	\$550,309	\$541,809	\$541,809
1310	Business Administration	\$967,950	\$952,450	\$952,450
1320	Auditing	\$120,000	\$120,000	\$120,000
1325	Treasurer	\$97,300	\$97,300	\$97,300
1420	Legal	\$177,500	\$152,500	\$152,500
1430	Personnel	\$463,700	\$415,700	\$415,700
1460	Records Management	\$20,000	\$20,000	\$20,000
1480	Public Information	\$9,883	\$9,133	\$9,133
1670	Central Printing	\$383,575	\$399,510	\$399,510
1680	Data Processing	\$391,400	\$435,050	\$435,050
1910	Insurance	\$450,000	\$470,000	\$470,000
1981	BOCES Administration	\$500,000	\$515,000	\$515,000
2010	Curriculum Development	\$662,200	\$704,210	\$674,210
2020	Supervision-Regular School	\$3,018,149	\$2,976,439	\$2,976,439
2040	Supervision-Special School	\$55,000	\$55,000	\$55,000
2060	Research & Planning	\$120,000	\$120,000	\$120,000
9999	Employee Benefits	<u>\$1,685,400</u>	<u>\$1,717,260</u>	<u>\$1,674,772</u>
	<b>Subtotal Administration</b>	<b>\$9,854,217</b>	<b>\$9,884,936</b>	<b>\$9,812,448</b>
<b>Capital</b>				
1620	Plant Operations	\$3,947,413	\$3,928,406	\$3,928,406
1621	Plant Maintenance	\$1,649,635	\$1,697,433	\$1,697,433
9760	Tax Anticipation Notes	\$180,000	\$180,000	\$180,000
9901	Transfer to Special Aid	\$3,854,762	\$4,385,643	\$4,385,643
9950	Transfer to Capital	\$511,265	\$800,000	\$800,000
9999	Employee Benefits	<u>\$2,184,777</u>	<u>\$2,226,077</u>	<u>\$2,209,890</u>
	<b>Subtotal Capital</b>	<b>\$12,327,852</b>	<b>\$13,217,559</b>	<b>\$13,201,372</b>
<b>Program</b>				
1420	Legal	\$100,000	\$100,000	\$100,000
2070	In-Service Training	\$348,200	\$352,000	\$352,000
2110	Instruction-Regular School	\$40,087,974	\$41,292,612	\$40,822,612
2250	Instruction-Special Education	\$11,088,413	\$11,614,305	\$11,614,305
2280	Occupational Education	\$270,000	\$330,000	\$330,000
2330	Instruction-Special Schools	\$888,425	\$1,012,925	\$1,012,925
2610	Library and AV	\$551,707	\$579,988	\$579,988
2620	Educational Television	\$140,996	\$140,778	\$140,778
2630	Computer Assisted Instruction	\$2,317,013	\$2,320,954	\$2,320,954
2805	Attendance	\$50,000	\$50,000	\$50,000
2810	Guidance	\$1,272,455	\$1,347,520	\$1,347,520
2815	Health Services	\$1,090,653	\$1,128,589	\$1,128,589
2820	Psychological Services	\$1,059,250	\$1,019,250	\$1,019,250
2825	Social Work Services	\$866,000	\$985,000	\$985,000
2830	Special School Services	\$102,000	\$107,000	\$107,000
2850	Co-Curricular	\$389,000	\$442,000	\$442,000
2855	Interscholastic Athletics	\$1,094,778	\$1,082,825	\$1,082,825
5510	District Transportation	\$516,200	\$531,200	\$531,200
5540	Contract Transportation	\$3,247,908	\$3,037,136	\$3,037,136
5550	Public Transportation	\$55,000	\$52,000	\$52,000
5581	BOCES Transportation	\$373,000	\$363,000	\$363,000
7140	Recreation	\$60,000	\$60,000	\$60,000
7310	Youth Programs	\$120,000	\$120,000	\$120,000
8060	Civic Activities	\$5,450	\$5,450	\$5,450
8070	Census	\$7,500	\$7,500	\$7,500
9901	Transfer to Special Aid	\$100,000	\$100,000	\$100,000
9999	Employee Benefits	<u>\$21,098,705</u>	<u>\$21,397,545</u>	<u>\$21,271,220</u>
	<b>Subtotal Program</b>	<b>\$87,300,626</b>	<b>\$89,579,577</b>	<b>\$88,983,252</b>
	<b>Grand Totals</b>	<b>\$109,482,695</b>	<b>\$112,682,073</b>	<b>\$111,997,073</b>

DETAIL APPROPRIATION BUDGET REPORT BY FUNCTION		ROCKVILLE CENTRE UFSD			
Budget Code	Description	2015-16 Actual Expense	2016-17 Budget	2017-18 Proposed Budget	% Change
A 1010.401-10-9000	CONFERENCE EXPENSES	\$2,845	\$3,840	\$3,840	0.00%
A 1010.407-10-9000	DUES & MEMBERSHIPS	\$14,623	\$14,975	\$15,200	1.50%
A 1010.409-10-9000	TRAVEL EXPENSES	\$150	\$2,650	\$2,650	0.00%
A 1010.490-10-9000	BOCES-SERVICES	\$3,300	\$3,400	\$3,400	0.00%
A 1010.500-10-9000	SUPPLIES	\$2,814	\$3,150	\$3,150	0.00%
1010....BOARD OF EDUCATION		\$23,732	\$28,015	\$28,240	0.80%
A 1040.160-10-9000	SALARY	\$12,308	\$42,000	\$42,500	1.19%
A 1040.401-10-9000	CONFERENCES & WORKSHOPS	\$802	\$1,350	\$1,350	0.00%
A 1040.409-10-9000	TRAVEL EXPENSES	\$0	\$150	\$150	0.00%
A 1040.500-10-9000	SUPPLIES	\$1,505	\$1,528	\$1,528	0.00%
A 1040.512-10-9000	SUBSCRIPTIONS	\$108	\$108	\$108	0.00%
1040.....DISTRICT CLERK		\$14,722	\$45,136	\$45,636	1.11%
A 1060.160-10-9000	ANNUAL ELECTION BUDGET VOTE	\$474	\$0	\$1,000	100.00%
A 1060.403-10-9000	VOTING MACHINES & PRINTING	\$10,886	\$37,000	\$37,000	0.00%
A 1060.421-10-9000	LEGAL ADVERTISING FOR VOT	\$10,997	\$20,000	\$20,000	0.00%
A 1060.490-10-9000	BOCES VOTER REGISTRATION	\$29,463	\$43,450	\$43,450	0.00%
A 1060.500-10-9000	SUPPLIES	\$3,162	\$8,250	\$8,250	0.00%
1060.....DISTRICT MEETING		\$54,982	\$108,700	\$109,700	0.92%
A 1240.155-10-9000	ADMINISTRATOR'S SALARY	\$328,146	\$334,709	\$334,709	0.00%
A 1240.160-10-9000	NON-CERTIFIED SALARY	\$232,667	\$200,000	\$191,500	-4.25%
A 1240.401-10-9000	CONFERENCE EXPENSE	\$2,684	\$3,300	\$3,300	0.00%
A 1240.407-10-9000	DUES & MEMBERSHIPS	\$3,014	\$3,675	\$3,675	0.00%
A 1240.409-10-9000	TRAVEL & OTHER EXPENSE	\$780	\$1,500	\$1,500	0.00%
A 1240.500-10-9000	SUPPLIES	\$1,452	\$5,100	\$5,100	0.00%
A 1240.512-10-9000	SUBSCRIPTIONS	\$793	\$2,025	\$2,025	0.00%
1240.....SUPERINTENDENT'S OFFICE		\$569,536	\$550,309	\$541,809	-1.54%
A 1310.150-10-0066	SECURITY WORKSHOPS	\$0	\$1,000	\$0	-100.00%
A 1310.155-10-9000	ADMINISTRATOR'S SALARY	\$219,898	\$125,000	\$135,000	8.00%
A 1310.160-10-9000	NON-CERTIFIED	\$691,053	\$700,000	\$680,000	-2.86%
A 1310.161-10-9000	NON-CERTIFIED	\$17,335	\$0	\$0	0.00%
A 1310.201-10-9000	REPLACEMENT EQUIPMENT	\$561	\$11,000	\$11,000	0.00%
A 1310.401-10-0066	SECURITY CONFERENCES & WORKSHOPS	\$0	\$1,000	\$1,000	0.00%
A 1310.401-10-9000	CONFERENCE EXPENSES	\$1,628	\$2,200	\$2,200	0.00%
A 1310.402-10-9000	CONSULTING SERVICES	\$8,125	\$20,000	\$20,000	0.00%
A 1310.403-10-9000	DISTRICT OFFICE CONTRACTS	\$685	\$3,000	\$3,000	0.00%

DETAIL APPROPRIATION BUDGET REPORT BY FUNCTION		ROCKVILLE CENTRE UFSD			
Budget Code	Description	2015-16 Actual Expense	2016-17 Budget	2017-18 Proposed Budget	% Change
A 1310.404-10-9000	COPY MACHINE, WORD PRCS.,	\$495	\$5,000	\$5,000	0.00%
A 1310.405-10-9000	OFFICE EQUIPMENT & REPAIR	\$20	\$2,000	\$2,000	0.00%
A 1310.407-10-0066	DUES & MEMBERSHIPS	\$0	\$0	\$0	0.00%
A 1310.407-10-9000	DUES & MEMBERSHIPS	\$1,244	\$2,400	\$2,400	0.00%
A 1310.409-10-9000	TRAVEL EXPENSES	\$1,200	\$1,200	\$1,200	0.00%
A 1310.410-10-9000	RECORDS MANAGEMENT	\$940	\$6,500	\$6,500	0.00%
A 1310.430-10-9000	MAINTENANCE	\$198	\$250	\$250	0.00%
A 1310.473-10-9000	POSTAGE DISTRICT MAILINGS	\$42,449	\$40,400	\$40,400	0.00%
A 1310.490-10-9000	BOCES STATE AID PLANNING	\$12,420	\$12,500	\$13,000	4.00%
A 1310.500-10-0066	SECURITY SUPPLIES	\$0	\$16,000	\$11,000	-31.25%
A 1310.500-10-9000	SUPPLIES	\$7,087	\$18,500	\$18,500	0.00%
1310.....BUSINESS ADMINISTRATION		\$1,005,337	\$967,950	\$952,450	-1.60%
A 1320.403-10-9000	CONTRACT SERVICES	\$53,561	\$120,000	\$120,000	0.00%
1320.....AUDITING		\$53,561	\$120,000	\$120,000	0.00%
A 1325.160-10-9000	NON-CERTIFIED	\$0	\$95,000	\$95,000	0.00%
A 1325.401-10-9000	TREASURER-CONF & WORKSHOP	\$966	\$1,800	\$1,800	0.00%
A 1325.405-10-9000	EQUIPMENT - REPAIRS	\$0	\$500	\$500	0.00%
1325....TREASURER		\$966	\$97,300	\$97,300	0.00%
A 1420.403-10-0065	FINGERPRINTING -SAVE	\$5,610	\$8,500	\$8,500	0.00%
A 1420.403-10-9000	GEN CONTRACT SVCS - LEGAL	\$115,944	\$242,000	\$217,000	-10.33%
A 1420.403-10-9700	BOND 96 GENERAL-CONTRACT	\$0	\$20,000	\$20,000	0.00%
A 1420.409-10-0065	LEGAL - TRAVEL	\$0	\$0	\$0	0.00%
A 1420.421-10-9000	LEGAL ADVERTISING	\$4,388	\$7,000	\$7,000	0.00%
A 1420.500-10-0065	FINGERPRINTING SUPPLIES	\$0	\$0	\$0	0.00%
1420....LEGAL		\$125,942	\$277,500	\$252,500	-9.01%
A 1430.155-10-9000	ADMINISTRATOR'S SALARY	\$74,550	\$76,000	\$78,000	2.63%
A 1430.160-10-9000	NON-CERTIFIED	\$247,008	\$315,000	\$270,000	-14.29%
A 1430.401-10-9000	CONFERENCES EXP & WORKSHOPS	\$0	\$500	\$500	0.00%
A 1430.403-10-9000	GEN CONTRACT SVCS - PERSO	\$18,000	\$21,000	\$21,000	0.00%
A 1430.407-10-9000	DUES & MEMBERSHIP	\$230	\$400	\$400	0.00%
A 1430.409-10-9000	TRAVEL EXPENSES	\$23	\$500	\$500	0.00%
A 1430.421-10-9000	ADVERTISING	\$0	\$30,000	\$25,000	-16.67%
A 1430.490-10-9000	B.O.C.E.S. NIS	\$18,450	\$19,800	\$19,800	0.00%
A 1430.500-10-9000	SUPPLIES - PERSONNEL	\$0	\$500	\$500	0.00%
1430.....PERSONNEL ADMINISTRATION		\$358,261	\$463,700	\$415,700	-10.35%

DETAIL APPROPRIATION BUDGET REPORT BY FUNCTION		ROCKVILLE CENTRE UFSD			
Budget Code	Description	2015-16 Actual Expense	2016-17 Budget	2017-18 Proposed Budget	% Change
A 1460.160-10-9000	SALARIES/NON-CERTIFIED	\$1,695	\$20,000	\$20,000	0.00%
1460.....RECORDS MANAGEMENT		\$1,695	\$20,000	\$20,000	0.00%
A 1480.150-10-9000	SALARY/PUBLIC INFORMATION	\$0	\$750	\$0	-100.00%
A 1480.473-10-9000	BULK MAILING INFO SVCS	\$4,132	\$9,133	\$9,133	0.00%
1480....PUBLIC INFORMATION & SERVICES		\$4,132	\$9,883	\$9,133	-7.59%
A 1620.160-01-9000	SALARIES - CUSTODIAN	\$138,919	\$150,000	\$150,000	0.00%
A 1620.160-02-9000	SALARIES - CUSTODIAN	\$248,223	\$253,000	\$255,000	0.79%
A 1620.160-03-9000	SALARIES - CUSTODIAN	\$130,633	\$137,000	\$139,000	1.46%
A 1620.160-04-9000	SALARIES - CUSTODIAN	\$137,318	\$145,000	\$145,000	0.00%
A 1620.160-05-9000	SALARIES - CUSTODIAN	\$183,258	\$201,000	\$195,000	-2.99%
A 1620.160-06-9000	SALARIES - CUSTODIAN	\$487,596	\$550,000	\$514,000	-6.55%
A 1620.160-07-9000	SALARIES - CUSTODIAN	\$562,565	\$650,000	\$650,000	0.00%
A 1620.160-10-0048	TERMINAL PAY CSEA	\$39,220	\$0	\$0	0.00%
A 1620.160-10-9000	SALARIES-CUSTODIAL	\$221,037	\$220,000	\$240,000	9.09%
A 1620.161-10-9000	SALARIES-SUPERVISION	\$3,500	\$5,000	\$5,000	0.00%
A 1620.162-10-9000	PERFECT ATTENDANCE	\$23,869	\$22,000	\$25,000	13.64%
A 1620.163-10-9000	SALARIES - CUSTODIAL	\$176,029	\$120,000	\$140,000	16.67%
A 1620.164-10-9000	SALARIES-TEMPORARY	\$76,930	\$67,000	\$70,000	4.48%
A 1620.167-10-0066	SALARY/NON-CERTIFIED-SECU	\$163	\$20,000	\$20,000	0.00%
A 1620.200-01-9000	NEW EQUIPMENT/COVERT	\$1,077	\$0	\$0	0.00%
A 1620.200-02-9000	NEW EQUIPMENT/HEWITT	\$0	\$3,300	\$2,175	(\$1,125)
A 1620.200-03-9000	NEW EQUIPMENT/RIVERSIDE	\$0	\$0	\$252	100.00%
A 1620.200-04-9000	NEW EQUIPMENT/WATSON	\$7,177	\$0	\$5,318	100.00%
A 1620.200-05-9000	NEW EQUIPMENT/WILSON	\$1,062	\$0	\$1,026	100.00%
A 1620.200-06-9000	NEW EQUIPMENT/M.S.	\$851	\$0	\$11,557	100.00%
A 1620.200-07-9000	NEW EQUIPMENT	\$12,141	\$0	\$0	0.00%
A 1620.200-10-9000	NEW EQUIPMENT	\$0	\$6,500	\$0	(\$6,500)
A 1620.201-01-9000	REPLACEMENT EQUIPMENT	\$2,820	\$0	\$0	0.00%
A 1620.201-02-9000	REPLACEMENT EQUIPMENT	\$9,205	\$2,800	\$0	(\$2,800)
A 1620.201-03-9000	REPLACEMENT EQUIPMENT-RIVERSIDE	\$4,989	\$0	\$0	0.00%
A 1620.201-04-9000	REPLACEMENT EQUIPMENT	\$0	\$5,413	\$0	(\$5,413)
A 1620.201-05-9000	REPLACEMENT EQUIPMENT	\$912	\$1,014	\$0	(\$1,014)
A 1620.201-06-9000	REPLACEMENT EQUIPMENT	\$7,002	\$8,308	\$0	(\$8,308)
A 1620.201-10-2000	REPLACEMENT EQUIPMENT-ASB	\$0	\$0	\$0	0.00%
A 1620.201-10-9000	REPLACE EQUIP DIST	\$12,150	\$20,000	\$20,000	0.00%
A 1620.401-10-9000	IN-SVC. COURSES & WORKSHO	\$380	\$650	\$650	0.00%

DETAIL APPROPRIATION BUDGET REPORT BY FUNCTION		ROCKVILLE CENTRE UFSD			
Budget Code	Description	2015-16 Actual Expense	2016-17 Budget	2017-18 Proposed Budget	% Change
A 1620.403-10-2000	CONTRACTED SERVICES-ASBES	\$0	\$2,000	\$2,000	\$0 0.00%
A 1620.403-10-9000	GENL CONTRACT SVCS	\$3,386	\$5,600	\$5,600	\$0 0.00%
A 1620.405-10-0066	REPAIRS SECURITY	\$0	\$5,000	\$5,000	\$0 0.00%
A 1620.405-10-9000	GENL REPAIRS	\$4,434	\$5,500	\$5,500	\$0 0.00%
A 1620.407-10-9000	DUES AND MEMBERSHIP	\$165	\$200	\$200	\$0 0.00%
A 1620.409-10-9000	TRAVEL EXPENSES	\$359	\$1,500	\$1,500	\$0 0.00%
A 1620.425-01-9000	ELECTRICITY-COVERT	\$48,550	\$55,000	\$55,000	\$0 0.00%
A 1620.425-02-9000	ELECTRICITY-HEWITT	\$27,328	\$45,000	\$45,000	\$0 0.00%
A 1620.425-03-9000	ELECTRICITY-RIVERSIDE	\$15,675	\$22,000	\$22,000	\$0 0.00%
A 1620.425-04-9000	ELECTRICITY-WATSON	\$24,477	\$31,000	\$31,000	\$0 0.00%
A 1620.425-05-9000	ELECTRICITY-WILSON	\$24,866	\$36,000	\$36,000	\$0 0.00%
A 1620.425-06-9000	ELECTRICITY-M.S.	\$86,683	\$117,000	\$117,000	\$0 0.00%
A 1620.425-07-9000	ELECTRICITY-H.S.	\$132,107	\$177,000	\$177,000	\$0 0.00%
A 1620.425-10-9000	ELECTRICITY-ADMIN.	\$19,203	\$36,000	\$36,000	\$0 0.00%
A 1620.425-20-9000	ELECTRICITY-ST AGNES TRAI	\$2,090	\$4,500	\$4,500	\$0 0.00%
A 1620.425-79-9000	ELECTRICITY	\$1,443	\$5,000	\$5,000	\$0 0.00%
A 1620.426-10-0077	TELEPHONE CHARGES	\$20,211	\$30,980	\$30,980	\$0 0.00%
A 1620.427-01-9000	WATER SERVICE	\$7,367	\$6,000	\$6,000	\$0 0.00%
A 1620.427-02-9000	WATER SERVICE	\$8,254	\$8,500	\$8,500	\$0 0.00%
A 1620.427-03-9000	WATER SERVICE	\$1,793	\$4,000	\$4,000	\$0 0.00%
A 1620.427-04-9000	WATER SERVICE	\$5,405	\$4,000	\$4,000	\$0 0.00%
A 1620.427-05-9000	WATER SERVICE	\$5,362	\$10,000	\$10,000	\$0 0.00%
A 1620.427-06-9000	WATER SERVICE	\$18,056	\$21,000	\$21,000	\$0 0.00%
A 1620.427-07-9000	WATER SERVICE	\$7,766	\$30,000	\$30,000	\$0 0.00%
A 1620.427-10-9000	WATER SERVICE-DISTRICT	\$168	\$4,000	\$4,000	\$0 0.00%
A 1620.427-79-9000	WATER SERVICE	\$212	\$1,000	\$1,000	\$0 0.00%
A 1620.430-10-0077	SERVICE/CONTRACTS-TELEPHO	\$23,863	\$21,000	\$21,000	\$0 0.00%
A 1620.430-10-9000	MAINTENANCE CONTRACTS	\$50,215	\$106,500	\$106,500	\$0 0.00%
A 1620.452-01-9000	FUEL OIL_COVERT	\$0	\$10,000	\$5,000	(\$5,000) -50.00%
A 1620.452-02-9000	FUEL OIL_HEWITT	\$0	\$10,000	\$5,000	(\$5,000) -50.00%
A 1620.452-03-9000	FUEL OIL_RIVERSIDE	\$0	\$5,000	\$5,000	\$0 0.00%
A 1620.452-04-9000	FUEL OIL_WATSON	\$0	\$5,000	\$5,000	\$0 0.00%
A 1620.452-05-9000	FUEL OIL_WILSON	\$0	\$10,000	\$5,000	(\$5,000) -50.00%
A 1620.452-06-9000	FUEL OIL_M.S.	\$6,354	\$15,000	\$10,000	(\$5,000) -33.33%
A 1620.452-07-9000	FUEL OIL_H.S.	\$0	\$15,000	\$10,000	(\$5,000) -33.33%
A 1620.452-10-9000	FUEL OIL - ADMIN. & OTHER	\$547	\$8,000	\$3,000	(\$5,000) -62.50%
A 1620.452-79-9000	FUEL OIL	\$0	\$0	\$0	\$0 0.00%
A 1620.453-01-9000	NATURAL GAS_COVERT	\$13,811	\$20,000	\$20,000	\$0 0.00%
A 1620.453-02-9000	NATURAL GAS_HEWITT	\$24,052	\$40,000	\$40,000	\$0 0.00%

DETAIL APPROPRIATION BUDGET REPORT BY FUNCTION		ROCKVILLE CENTRE UFSD				
Budget Code	Description	2015-16 Actual Expense	2016-17 Budget	2017-18 Proposed Budget	% Change	
A 1620.453-03-9000	NATURAL GAS - RIVERSIDE	\$10,300	\$15,000	\$15,000	\$0	0.00%
A 1620.453-04-9000	NATURAL GAS - WATSON	\$10,322	\$15,000	\$15,000	\$0	0.00%
A 1620.453-05-9000	NATURAL GAS - WILSON	\$20,169	\$30,000	\$30,000	\$0	0.00%
A 1620.453-06-9000	NATURAL GAS - M.S.	\$45,251	\$70,000	\$70,000	\$0	0.00%
A 1620.453-07-9000	NATURAL GAS - H.S.	\$53,815	\$80,000	\$80,000	\$0	0.00%
A 1620.453-10-9000	NATURAL GAS	\$3,489	\$10,000	\$10,000	\$0	0.00%
A 1620.453-79-9000	NATURAL GAS - MAPLE AVENUE	\$3,153	\$5,000	\$5,000	\$0	0.00%
A 1620.490-10-9000	BOCES-RIGHT TO KNOW	\$11,592	\$10,000	\$10,000	\$0	0.00%
A 1620.500-10-0066	SUPPLIES - SECURITY	\$2,888	\$4,620	\$4,620	\$0	0.00%
A 1620.500-10-0077	SUPPLIES-TELEPHONE	\$0	\$3,850	\$3,850	\$0	0.00%
A 1620.500-10-2000	SUPPLIES-ASBESTOS	\$0	\$1,100	\$1,100	\$0	0.00%
A 1620.500-10-9000	SUPPLIES	\$209,227	\$181,578	\$191,578	\$10,000	5.51%
1620....	OPERATION OF PLANT	\$3,443,431	\$3,947,413	\$3,928,406	(\$19,007)	-0.48%
A 1621.160-10-2000	SALARIES/NON-CERTIFIED	\$0	\$6,000	\$6,000	\$0	0.00%
A 1621.160-10-9000	SALARIES-MAINTENANCE	\$788,680	\$840,000	\$880,000	\$40,000	4.76%
A 1621.161-10-9000	SALARIES-SUPERVISORY	\$144,955	\$175,000	\$175,000	\$0	0.00%
A 1621.163-10-9000	SALARIES - CUSTODIAL	\$37,692	\$75,000	\$65,000	(\$10,000)	-13.33%
A 1621.200-01-9000	EQUIPMENT	\$7,705	\$6,074	\$0	(\$6,074)	-100.00%
A 1621.200-02-9000	EQUIPMENT	\$0	\$0	\$1,095	\$1,095	100.00%
A 1621.200-03-9000	NEW EQUIPMENT	\$7,705	\$0	\$0	\$0	0.00%
A 1621.200-04-9000	MAINTENANCE OF PLANT-WATSON	\$0	\$4,800	\$0	(\$4,800)	-100.00%
A 1621.200-05-9000	NEW EQUIPMENT - WILSON	\$0	\$0	\$640	\$640	100.00%
A 1621.200-06-9000	MAINTENANCE OF PLANT-SSMS	\$0	\$0	\$525	\$525	100.00%
A 1621.200-07-9000	EQUIPMENT	\$0	\$3,100	\$0	(\$3,100)	-100.00%
A 1621.200-10-9000	NEW EQUIPMENT	\$27,024	\$0	\$8,750	\$8,750	100.00%
A 1621.201-01-9000	REPLACEMENT EQUIPMENT	\$2,805	\$0	\$9,500	\$9,500	100.00%
A 1621.201-02-9000	MAINTENANCE - HEWITT - REPL EQUIP	\$925	\$0	\$3,700	\$3,700	100.00%
A 1621.201-03-9000	REPLACEMENT EQUIPMENT	\$925	\$525	\$0	(\$525)	-100.00%
A 1621.201-04-9000	REPLACEMENT EQUIPMENT	\$0	\$0	\$8,100	\$8,100	100.00%
A 1621.201-05-9000	REPLACEMENT EQUIPMENT	\$925	\$1,059	\$10,300	\$9,241	872.62%
A 1621.201-07-9000	REPLACEMENT EQUIPMENT	\$925	\$0	\$0	\$0	0.00%
A 1621.201-10-9000	REPLACEMENT EQUIPMENT	\$79,025	\$77,178	\$62,923	(\$14,254)	-18.47%
A 1621.403-10-2000	GENL CONTRACTED SERVICES	\$2,107	\$2,200	\$2,200	\$0	0.00%
A 1621.403-10-9000	GENL CONTRACTED SERVICES	\$154,223	\$136,400	\$136,400	\$0	0.00%
A 1621.405-10-9000	GENL REPAIRS	\$90,970	\$113,000	\$113,000	\$0	0.00%
A 1621.423-10-9000	SNOW REMOVAL	\$1,875	\$7,000	\$7,000	\$0	0.00%
A 1621.430-10-9000	SERVICE CONTRACTS	\$1,137	\$9,000	\$9,000	\$0	0.00%
A 1621.435-10-9000	INSURANCE RECOVERY	(\$346)	\$10,000	\$10,000	\$0	0.00%

DETAIL APPROPRIATION BUDGET REPORT BY FUNCTION		ROCKVILLE CENTRE UFSD			
Budget Code	Description	2015-16 Actual Expense	2016-17 Budget	2017-18 Proposed Budget	\$ Change % Change
A 1621.490-10-9000	BOCES	\$0	\$5,000	\$5,000	\$0 0.00%
A 1621.500-10-2000	SUPPLIES-GENERAL	\$0	\$7,700	\$2,700	(\$5,000) -64.94%
A 1621.500-10-9000	SUPPLIES	\$185,151	\$154,450	\$164,450	\$10,000 6.47%
A 1621.500-10-9702	SUPPLIES	\$8,987	\$16,150	\$16,150	\$0 0.00%
1621....MAINTENANCE OF PLANT		\$1,543,393	\$1,649,635	\$1,697,433	\$47,798 2.90%
A 1670.200-10-9000	EQUIPMENT	\$3,192	\$4,400	\$4,400	\$0 0.00%
A 1670.201-10-9000	REPLACEMENT EQUIPMENT	\$8,634	\$8,800	\$8,800	\$0 0.00%
A 1670.202-10-9000	LEASE PURCHASE	\$9,469	\$9,280	\$9,280	\$0 0.00%
A 1670.430-10-0080	MAINTENANCE AGREEMENTS	\$4,290	\$5,721	\$5,721	\$0 0.00%
A 1670.430-10-9000	SERVICE/CONTRACTS	\$9,808	\$1,000	\$1,000	\$0 0.00%
A 1670.490-10-9000	BOCES -SHARED PRINT/COPY	\$103,056	\$257,460	\$273,995	\$16,535 6.42%
A 1670.500-10-0080	SUPPLIES CENTRAL PRINTING	\$88,728	\$96,914	\$96,314	(\$600) -0.62%
1670....CENTRAL PRINTING & MAILING		\$227,176	\$383,575	\$399,510	\$15,935 4.15%
A 1680.160-10-9000	NON CERTIFIED-SALARIES	\$128,438	\$135,000	\$136,000	\$1,000 0.74%
A 1680.401-10-9000	CONFERENCES EXP & WORKSHOPS	\$0	\$1,000	\$1,000	\$0 0.00%
A 1680.403-10-9000	PROF SVCS RE PROGRAM ETC	\$0	\$2,500	\$2,500	\$0 0.00%
A 1680.405-10-9000	GENERAL REPAIRS	\$0	\$6,000	\$6,000	\$0 0.00%
A 1680.409-10-9000	TRAVEL EXPENSES	\$83	\$600	\$600	\$0 0.00%
A 1680.430-10-9000	MAINTENANCE AGREEMENTS	\$26,765	\$38,000	\$51,000	\$13,000 34.21%
A 1680.490-10-9000	BOCES	\$190,292	\$185,000	\$214,650	\$29,650 16.03%
A 1680.500-07-9000	DATA PROCESSING SUPPLIES	\$3,487	\$5,800	\$5,800	\$0 0.00%
A 1680.500-10-9000	SUPPLIES - CENTRAL DATA PROC	\$497	\$17,500	\$17,500	\$0 0.00%
1680....CENTRAL DATA PROCESSING		\$349,561	\$391,400	\$435,050	\$43,650 11.15%
A 1910.403-10-9000	LIABILITY INS + ATHLETICS	\$418,189	\$450,000	\$470,000	\$20,000 4.44%
1910....UNALLOCATED INSURANCE		\$418,189	\$450,000	\$470,000	\$20,000 4.44%
A 1981.490-10-9000	BOCES - ADMINISTRATIVE FE	\$485,941	\$500,000	\$515,000	\$15,000 3.00%
1981....BOCES ADMINISTRATIVE COSTS		\$485,941	\$500,000	\$515,000	\$15,000 3.00%
1....GENERAL SUPPORT		\$8,680,558	\$10,010,516	\$10,037,866	\$27,350 0.27%
A 2010.130-06-7002	SALARY - ACAD FACILITATOR	\$50,105	\$55,000	\$55,000	\$0 0.00%
A 2010.130-06-7003	SALARIES/CERTIFIED-SECOND	\$18,516	\$20,000	\$20,000	\$0 0.00%
A 2010.130-07-7002	SALARY - ACAD FACILITATOR	\$75,158	\$78,000	\$78,000	\$0 0.00%
A 2010.130-07-7003	SALARIES/CERTIFIED-SECOND	\$22,220	\$24,000	\$24,000	\$0 0.00%
A 2010.155-10-9000	ADMINISTRATOR'S SALARY	\$154,023	\$155,000	\$162,000	\$7,000 4.52%



DETAIL APPROPRIATION BUDGET REPORT BY FUNCTION		ROCKVILLE CENTRE UFSD				
Budget Code	Description	2015-16 Actual Expense	2016-17 Budget	2017-18 Proposed Budget	% Change	
A 2010.160-10-9000	NON-CERTIFIED	\$185,923	\$188,000	\$195,000	\$7,000	3.72%
A 2010.401-06-9000	MIDDLE YEARS IB PROGRAM	\$5,849	\$10,000	\$10,000	\$0	0.00%
A 2010.401-10-9000	CONF & WKSHPS - CURR DEVE	\$20,272	\$22,290	\$38,300	\$16,010	71.83%
A 2010.402-10-9000	CONSULT SVCS - CURR DEVEL	\$40,250	\$75,000	\$56,000	(\$19,000)	-25.33%
A 2010.407-10-9000	DUES & MEMBERSHIPS - CURR	\$1,003	\$1,910	\$1,910	\$0	0.00%
A 2010.490-10-9000	CURRICULUM DEVELOPMENT	\$29,950	\$33,000	\$64,000	\$31,000	93.94%
2010....CURRICULUM DEVEL & SUPERVISION		\$603,271	\$662,200	\$704,210	\$42,010	6.34%
A 2020.150-06-0013	IB MYP FACILITATOR	\$13,000	\$14,000	\$14,000	\$0	0.00%
A 2020.150-07-0013	IB LIASON	\$28,579	\$30,000	\$30,000	\$0	0.00%
A 2020.155-01-9000	ADMINISTRATOR	\$194,566	\$195,000	\$195,000	\$0	0.00%
A 2020.155-02-9000	ADMINISTRATOR	\$183,498	\$185,000	\$185,000	\$0	0.00%
A 2020.155-03-9000	ADMINISTRATOR	\$211,203	\$212,000	\$212,000	\$0	0.00%
A 2020.155-04-9000	ADMINISTRATOR	\$194,566	\$195,000	\$195,000	\$0	0.00%
A 2020.155-05-9000	ADMINISTRATOR	\$206,549	\$207,000	\$207,000	\$0	0.00%
A 2020.155-06-9000	ADMINISTRATOR	\$538,155	\$536,000	\$536,000	\$0	0.00%
A 2020.155-07-9000	ADMINISTRATOR	\$1,023,284	\$1,025,000	\$985,000	(\$40,000)	-3.90%
A 2020.155-10-0002	ADMINISTRATOR	\$82,315	\$84,000	\$84,000	\$0	0.00%
A 2020.155-10-0025	ADMINISTRATOR	\$188,276	\$189,000	\$189,000	\$0	0.00%
A 2020.155-10-0048	TERMINAL PAY ADMINISTRATO	\$64,251	\$0	\$0	\$0	0.00%
A 2020.200-07-9000	NEW EQUIPMENT-HIGH SCHOOL	\$0	\$220	\$220	\$0	0.00%
A 2020.201-07-9000	REPL EQUIP - PRIN OFF. H.	\$0	\$330	\$330	\$0	0.00%
A 2020.401-10-9000	CONFERENCE & WORKSHOPS	\$6,153	\$22,500	\$22,500	\$0	0.00%
A 2020.403-07-0013	GENL CONTRACTED SERVICES	\$0	\$17,000	\$18,500	\$1,500	8.82%
A 2020.404-07-9000	RENTALS-HS	\$5,468	\$7,282	\$7,282	\$0	0.00%
A 2020.405-07-0066	REPAIRS - SECURITY	\$0	\$0	\$0	\$0	0.00%
A 2020.405-07-9000	GENERAL REPAIRS	\$186	\$150	\$150	\$0	0.00%
A 2020.406-07-9000	COMMENCEMENT - H.S.	\$22,008	\$15,750	\$15,800	\$50	0.32%
A 2020.407-01-9000	DUES & MEMBERSHIPS	\$474	\$510	\$525	\$15	2.94%
A 2020.407-03-9000	DUES & MEMBERSHIPS	\$324	\$325	\$415	\$90	27.69%
A 2020.407-04-9000	DUES & MEMBERSHIPS	\$324	\$324	\$344	\$20	6.17%
A 2020.407-06-9000	DUES & MEMBERSHIPS	\$1,043	\$1,502	\$1,502	\$0	0.00%
A 2020.407-07-9000	DUES & MEMBERSHIPS-H.S.	\$270	\$500	\$500	\$0	0.00%
A 2020.408-01-9000	ASSEMBLY PROGRAMS	\$232	\$300	\$300	\$0	0.00%
A 2020.408-03-9000	ASSEMBLY PROGRAMS	\$771	\$460	\$460	\$0	0.00%
A 2020.408-04-9000	ASSEMBLY PROGRAMS	\$466	\$475	\$475	\$0	0.00%
A 2020.408-07-9000	ASSEMBLY PROGRAMS - H.S.	\$400	\$400	\$400	\$0	0.00%
A 2020.409-07-9000	TRAVEL EXPENSES	\$769	\$750	\$750	\$0	0.00%
A 2020.422-06-9000	PRINTING	\$595	\$600	\$600	\$0	0.00%

Rockville Centre UFSD  
Proposed Budget for 2017-2018

DETAIL APPROPRIATION BUDGET REPORT BY FUNCTION		ROCKVILLE CENTRE UFSD				
Budget Code	Description	2015-16 Actual Expense	2016-17 Budget	2017-18 Proposed Budget	% Change	
A 2020.422-07-9000	PRINTING - H.S.	\$10,575	\$17,250	\$16,100	(\$1,150)	-6.67%
A 2020.430-01-9000	COVERT MAINTENANCE	\$0	\$370	\$400	\$30	8.11%
A 2020.430-02-9000	HEWITT MAINTENANCE	\$0	\$721	\$721	\$0	0.00%
A 2020.430-03-9000	EQUIPMENT MAINTENANCE	\$515	\$465	\$535	\$70	15.05%
A 2020.430-05-9000	EQUIPMENT MAINTENANCE	\$472	\$450	\$440	(\$10)	-2.22%
A 2020.430-06-9000	SERVICE CONTRACTS	\$450	\$420	\$540	\$120	28.57%
A 2020.473-01-9000	POSTAGE - COVERT	\$668	\$600	\$550	(\$50)	-8.33%
A 2020.473-02-9000	POSTAGE - HEWITT	\$987	\$1,000	\$1,000	\$0	0.00%
A 2020.473-03-9000	POSTAGE - RIVERSIDE	\$294	\$625	\$550	(\$75)	-12.00%
A 2020.473-04-9000	POSTAGE - WATSON	\$725	\$725	\$725	\$0	0.00%
A 2020.473-05-9000	POSTAGE - WILSON	\$500	\$500	\$500	\$0	0.00%
A 2020.473-06-9000	POSTAGE - M.S.	\$8,000	\$9,200	\$9,200	\$0	0.00%
A 2020.473-07-0013	POSTAGE/MAILING	\$2,498	\$5,300	\$3,500	(\$1,800)	-33.96%
A 2020.473-07-9000	POSTAGE - H.S.	\$10,342	\$17,847	\$16,847	(\$1,000)	-5.60%
A 2020.490-10-9000	BOCES	\$0	\$1,500	\$1,500	\$0	0.00%
A 2020.500-01-9000	SUPPLIES - COVERT	(\$2)	\$1,000	\$1,000	\$0	0.00%
A 2020.500-02-9000	SUPPLIES - HEWITT	\$618	\$1,500	\$1,500	\$0	0.00%
A 2020.500-03-9000	SUPPLIES-RIVERSIDE	\$442	\$500	\$684	\$184	36.80%
A 2020.500-04-9000	SUPPLIES - WATSON	\$2,849	\$3,950	\$4,350	\$400	10.13%
A 2020.500-05-9000	SUPPLIES - WILSON	\$3,052	\$4,500	\$4,386	(\$114)	-2.53%
A 2020.500-06-0080	COPIER SUPPLIES-MIDDLE SC	\$0	\$500	\$500	\$0	0.00%
A 2020.500-06-9000	SUPPLIES - MIDDLE SCHOOL	\$2,291	\$3,678	\$3,678	\$0	0.00%
A 2020.500-07-9000	SUPPLIES - HIGH SCHOOL	\$70	\$3,750	\$3,750	\$0	0.00%
A 2020.511-07-9000	RESOURCE MATERIALS FOR CL	\$0	\$330	\$330	\$0	0.00%
A 2020.512-01-9000	SUBSCRIPTIONS & PERIODICA	\$90	\$90	\$100	\$10	11.19%
2020.....SUPERVISION-REGULAR SCHOOL		\$3,013,160	\$3,018,149	\$2,976,439	(\$41,710)	-1.38%
A 2040.150-10-0067	SUPERVISION-COMMUNITY ED	\$24,360	\$45,000	\$45,000	\$0	0.00%
A 2040.150-10-0068	SUMMER SCHOOL	\$0	\$10,000	\$10,000	\$0	0.00%
2040.....SUPERVISION-SPECIAL SCHOOLS		\$24,360	\$55,000	\$55,000	\$0	0.00%
A 2060.155-10-9000	ADMINISTRATOR'S SALARY	\$72,585	\$120,000	\$120,000	\$0	0.00%
2060.....RESEARCH, PLANNING & EVALUATION		\$72,585	\$120,000	\$120,000	\$0	0.00%
A 2070.150-10-9000	IN-SERVICE TRAINING/CURRICULUM	\$53,315	\$65,000	\$65,000	\$0	0.00%
A 2070.155-10-9000	ADMINISTRATOR'S SALARY	\$149,373	\$150,000	\$155,000	\$5,000	3.33%
A 2070.401-10-0101	OSA IN-SERVICE PROGRAM	\$570	\$2,000	\$2,000	\$0	0.00%
A 2070.401-10-9000	CONF & WKSHPS - IN SERVIC	\$18,454	\$78,200	\$78,500	\$300	0.38%
A 2070.490-10-9000	BOCES IN-SERV & TCHR CERT	\$65,649	\$45,000	\$44,000	(\$1,000)	-2.22%

Rockville Centre UFSD  
Proposed Budget for 2017-2018

DETAIL APPROPRIATION BUDGET REPORT BY FUNCTION		ROCKVILLE CENTRE UFSD			
Budget Code	Description	2015-16 Actual Expense	2016-17 Budget	2017-18 Proposed Budget	% Change
A 2070.500-10-9000	SUPPLIES-GENERAL	\$6,181	\$8,000	\$7,500	-6.25%
2070.....INSERVICE TRAINING-INSTRUCTION		\$293,541	\$348,200	\$352,000	1.09%
A 2110.120-02-7002	HEW ACADEMIC FACILIATOR	\$8,351	\$8,600	\$8,600	0.00%
A 2110.120-05-7002	WIL ACADEMIC FACITATOR	\$8,351	\$8,600	\$8,600	0.00%
A 2110.120-05-9000	ELEMENTARY - WILSON 1-5	\$97,951	\$0	\$0	0.00%
A 2110.120-10-0014	ELEMENTARY FLES	\$363,301	\$426,000	\$426,000	0.00%
A 2110.120-10-0025	MUSIC - ITINERANTS	\$8,259	\$9,000	\$9,000	0.00%
A 2110.120-10-0046	ELA TUTORING CERTIFIED EL	\$5,158	\$25,000	\$25,000	0.00%
A 2110.120-10-0047	HOME INSTRUCTION	\$117,335	\$185,000	\$185,000	0.00%
A 2110.120-10-0048	TERMINAL PAY	\$22,008	\$0	\$0	0.00%
A 2110.120-10-0070	ADVANCEMENT - ELEMENTARY	\$0	\$125,000	\$125,000	0.00%
A 2110.120-10-9000	CERTIFIED ELEMENTARY K-5	\$10,864,301	\$11,116,000	\$11,300,000	1.66%
A 2110.130-06-7000	INDUSTRIAL ARTS	\$136,369	\$0	\$0	0.00%
A 2110.130-06-7000	CAFETERIA REIMB-SUPERVISI	\$11,111	\$11,500	\$11,500	0.00%
A 2110.130-07-0014	FOREIGN LANGUAGE	\$107,400	\$0	\$0	0.00%
A 2110.130-07-0022	LANGUAGE ARTS	\$95,441	\$0	\$0	0.00%
A 2110.130-07-0031	SCIENCE, GENERAL	\$31,544	\$0	\$0	0.00%
A 2110.130-10-0006	CERTIFIED - BUSINESS	\$241,945	\$250,000	\$210,000	-16.00%
A 2110.130-10-0014	CERTIFIED - FOREIGN LANGUAGE	\$1,330,934	\$1,470,000	\$1,540,000	4.76%
A 2110.130-10-0016	GREENHOUSE	\$139,861	\$145,000	\$150,000	3.45%
A 2110.130-10-0018	CERTIFIED - HOME & CAREERS	\$336,238	\$346,000	\$360,000	4.05%
A 2110.130-10-0019	CERTIFIED - TECHNOLOGY	\$209,320	\$360,000	\$380,000	5.56%
A 2110.130-10-0022	CERTIFIED - ELA	\$2,380,829	\$2,430,000	\$2,550,000	4.94%
A 2110.130-10-0023	CERTIFIED - MATH	\$2,476,628	\$2,430,000	\$2,550,000	4.94%
A 2110.130-10-0031	CERTIFIED - SCIENCE	\$2,705,562	\$2,780,000	\$2,825,000	1.62%
A 2110.130-10-0032	CERTIFIED - SOCIAL STUDIES	\$2,230,514	\$2,204,000	\$2,350,000	6.62%
A 2110.130-10-0047	ELA,TLC XTRA HELP MS	\$6,310	\$10,000	\$10,000	0.00%
A 2110.130-10-0048	TERMINAL PAY	\$17,090	\$10,000	\$0	-100.00%
A 2110.130-10-0049	RETIREMENT INCENTIVE	\$8,000	\$0	\$0	0.00%
A 2110.130-10-0070	ADVANCEMENT - SECONDARY	\$0	\$125,000	\$125,000	0.00%
A 2110.140-10-9000	SUBSTITUTES	\$1,057,904	\$950,000	\$1,050,000	10.53%
A 2110.150-10-0001	DISTRICT-WIDE ART	\$1,170,010	\$1,200,000	\$1,240,000	3.33%
A 2110.150-10-0002	DISTRICT-WIDE PHYS ED	\$1,646,132	\$1,680,000	\$1,744,000	3.81%
A 2110.150-10-0025	DISTRICT-WIDE MUSIC	\$1,634,320	\$1,670,000	\$1,732,000	3.71%
A 2110.150-10-0071	Teachers Longevity	\$183,750	\$140,000	\$165,000	17.86%
A 2110.150-10-9000	SALARIES/CERTIFIED-DIST W	\$0	\$0	\$0	0.00%
A 2110.151-10-0049	RETIREMENT INCENTIVE	\$5,250	\$0	\$0	0.00%
A 2110.151-10-9000	TEACHING ASSISTANTS	\$3,729,231	\$3,848,000	\$3,990,000	3.69%

Rockville Centre UFSD  
Proposed Budget for 2017-2018

DETAIL APPROPRIATION BUDGET REPORT BY FUNCTION		ROCKVILLE CENTRE UFSD			
Budget Code	Description	2015-16 Actual Expense	2016-17 Budget	2017-18 Proposed Budget	% Change
A 2110.155-10-0063	ADMINISTRATOR'S SALARY	\$50,221	\$50,000	\$55,000	10.00%
A 2110.160-01-9000	SALARIES/NON-CERTIFIED	\$47,756	\$51,000	\$53,000	3.92%
A 2110.160-02-9000	SALARIES/NON-CERTIFIED	\$89,503	\$91,000	\$94,000	3.30%
A 2110.160-03-9000	SALARIES/NON-CERTIFIED	\$62,209	\$65,000	\$67,000	3.08%
A 2110.160-04-9000	SALARIES/NON-CERTIFIED	\$41,221	\$44,000	\$46,000	4.55%
A 2110.160-05-9000	SALARIES/NON-CERTIFIED	\$110,736	\$115,000	\$120,000	4.35%
A 2110.160-06-9000	SALARIES/NON-CERTIFIED	\$241,515	\$250,000	\$260,000	4.00%
A 2110.160-07-0048	TERMINAL PAY	\$805	\$0	\$0	0.00%
A 2110.160-07-9000	SALARIES/NON-CERTIFIED	\$406,136	\$415,000	\$425,000	2.41%
A 2110.160-07-9000	SALARIES/NON-CERTIFIED	\$47,723	\$50,000	\$52,000	4.00%
A 2110.160-10-0002	SALARIES/NON-CERTIFIED	\$47,619	\$50,000	\$52,000	4.00%
A 2110.160-10-0025	OSA TERMINAL PAY	\$0	\$0	\$0	0.00%
A 2110.160-10-0048	SUBSTITUTE CLERICAL	\$0	\$10,000	\$10,000	0.00%
A 2110.160-10-9000	SALARIES/NON-CERTIFIED-OV	\$48,688	\$85,000	\$80,000	-5.88%
A 2110.163-10-9000	SALARIES/NON-CERTIFIED	\$45,111	\$115,000	\$110,000	-4.35%
A 2110.164-10-9000	SALARIES/NON-CERTIFIED	\$2,661	\$0	\$0	0.00%
A 2110.166-10-0048	TERMINAL PAY TEACHER AIDES	\$8,000	\$0	\$0	0.00%
A 2110.166-10-0049	RETIREMENT INCENTIVE	\$2,789,728	\$2,930,000	\$2,960,000	1.02%
A 2110.168-10-9000	SAL/NON-CERT/TCH AIDE	\$470,075	\$510,000	\$550,000	7.84%
A 2110.167-10-0066	SALARY/NON-CERTIFIED-SECU	\$49	\$54	\$134	80
A 2110.200-02-0025	EQUIPMENT FOR MUSIC @ HEWITT	\$0	\$679	\$0	(\$679)
A 2110.200-04-0025	NEW EQUIP WATSON MUSIC	\$204	\$1,027	\$227	(\$800)
A 2110.200-05-0025	NEW EQUIPMENT-WILSON MUSI	\$0	\$2,000	\$2,000	\$0
A 2110.200-06-0019	NEW EQUIPMENT INDUSTRIAL	\$419	\$130	\$650	\$520
A 2110.200-06-0025	NEW EQUIPMENT-MUSIC	\$19,031	\$2,000	\$2,000	\$0
A 2110.200-07-0019	NEW EQUIPMENT INDUST ARTS	\$2,998	\$3,286	\$3,021	(\$265)
A 2110.200-07-0023	NEW EQUIPMENT MATH	\$0	\$1,053	\$582	(\$471)
A 2110.200-07-0025	NEW EQUIPMENT-MUSIC	\$0	\$1,056	\$1,744	\$688
A 2110.200-07-0031	NEW EQUIPMENT SCIENCE	\$91	\$54	\$0	(\$54)
A 2110.201-01-0025	REPL EQUIPMENT - MUSIC	\$782	\$746	\$946	\$200
A 2110.201-03-9000	REPL EQUIP - RIVERSIDE	\$655	\$85	\$97	\$12
A 2110.201-04-0025	REPL EQUIP-WATSON MUSIC	\$0	\$1,650	\$1,650	\$0
A 2110.201-06-0018	REPLACEMENT EQUIPMENT	\$2,000	\$2,000	\$2,000	\$0
A 2110.201-06-0019	REPLACEMENT EQUIPMENT	\$769	\$521	\$461	(\$60)
A 2110.201-06-0025	REPL EQUIP-MS MUSIC	\$1,932	\$3,000	\$3,000	\$0
A 2110.201-07-0001	REPLACEMENT EQUIP- SSHS	\$3,914	\$2,000	\$2,000	\$0
A 2110.201-07-0019	REPL EQUIP INDUSTRIAL ART	\$1,912	\$1,930	\$3,325	\$1,395
A 2110.201-07-0025	REPLACEMENT EQUIPMENT	\$1,684	\$1,406	\$2,323	\$918
A 2110.201-07-0031	REPL EQUIP HS SCIENCE	\$5,009	\$7,000	\$7,000	\$0
A 2110.201-10-0025	MUSIC - EQUIPMENT				0.00%

Rockville Centre UFSD  
Proposed Budget for 2017-2018

DETAIL APPROPRIATION BUDGET REPORT BY FUNCTION		ROCKVILLE CENTRE UFSD			
Budget Code	Description	2015-16 Actual Expense	2016-17 Budget	2017-18 Proposed Budget	% Change
A 2110.202-10-0025	LEASE PURCHASE EQUIP COMM	\$0	\$7,500	\$7,500	0.00%
A 2110.401-07-0013	CONFERENCES EXP & WORKSHOP	\$17,334	\$12,076	\$12,076	0.00%
A 2110.401-07-9000	CONFERENCE-EXP GENL	\$800	\$1,500	\$1,500	0.00%
A 2110.402-07-9000	CONSULTATON GENERAL	\$0	\$200	\$200	0.00%
A 2110.402-10-9000	CONSULTING SERVICES	\$8,580	\$8,580	\$8,580	0.00%
A 2110.403-07-0060	INTERSCHOL ATHL-REG SCHL - CONTRACT SVCS	\$175	\$5,175	\$5,175	0.00%
A 2110.403-10-0025	MUSIC, DRAMA, UNIFORMS,ETC	(\$287)	\$1,000	\$1,000	0.00%
A 2110.403-10-0027	PERFORMING ARTS	\$22,545	\$29,630	\$29,630	0.00%
A 2110.403-10-0047	HOME INSTRUCTION	\$10,554	\$15,000	\$15,000	0.00%
A 2110.403-10-9000	GENL CONTRACTED SERVICES	\$0	\$20,500	\$20,000	-2.44%
A 2110.404-07-0016	RENTALS	\$47,383	\$48,331	\$50,000	3.45%
A 2110.404-10-0025	RENTALS - MUSICAL INSTRUM	\$1,223	\$4,000	\$4,000	0.00%
A 2110.404-10-0027	RENTAL PERFORMING ARTS	\$1,368	\$3,500	\$3,500	0.00%
A 2110.404-10-0065	RENTALS	\$2,500	\$2,500	\$2,500	0.00%
A 2110.405-06-0018	GENERAL REPAIRS	\$650	\$3,300	\$3,300	0.00%
A 2110.405-06-0019	GEN REPAIRS-IND ARTS	\$0	\$1,000	\$1,000	0.00%
A 2110.405-06-9000	GENL REPAIRS- MIDDLE SCHO	\$0	\$1,000	\$880	-12.00%
A 2110.405-07-0001	GENERAL REPAIRS- SSHS	\$0	\$0	\$1,000	100.00%
A 2110.405-07-0019	REPAIRS - SSHS TECHNOLOGY	\$0	\$1,000	\$1,000	0.00%
A 2110.405-07-0023	GENERAL REPAIRS-MATH	\$0	\$250	\$250	0.00%
A 2110.405-07-0031	GENERAL REPAIRS - SCIENCE	\$1,493	\$2,000	\$2,000	0.00%
A 2110.405-07-9000	GEN'L REPAIRS - H.S.	\$125	\$125	\$125	0.00%
A 2110.405-10-0002	REPAIR & RECONDITIONING	\$7,596	\$5,000	\$5,391	7.81%
A 2110.405-10-0025	MUSIC PROGRAM REPAIRS ETC	\$27,896	\$29,500	\$29,500	0.00%
A 2110.405-10-0027	PERFORMING ARTS-GENERAL R	\$1,063	\$3,000	\$3,000	0.00%
A 2110.406-06-9000	COMMENCEMENT/ENTRY FEES	\$0	\$300	\$300	0.00%
A 2110.406-07-0001	COMMENCEMENT/ENTRY FEES	\$0	\$200	\$200	0.00%
A 2110.406-07-0023	MATHEMATICS/ENTRY FEES	\$1,611	\$1,802	\$1,825	1.28%
A 2110.406-07-0031	COMMENCEMENT/ENTRY FEES	\$368	\$2,000	\$600	-70.00%
A 2110.406-10-0002	COMMENCEMENT/ENTRY FEES	\$2,058	\$2,500	\$2,500	0.00%
A 2110.407-01-9000	DUES & MEMBERSHIPS	\$109	\$129	\$129	0.00%
A 2110.407-02-9000	DUES & MEMBERSHIPS	\$573	\$573	\$573	0.00%
A 2110.407-03-9000	DUES & MEMBERSHIPS	\$109	\$109	\$100	-8.26%
A 2110.407-04-9000	DUES & MEMBERSHIPS	\$109	\$89	\$109	22.47%
A 2110.407-05-9000	DUES & MEMBERSHIPS	\$433	\$519	\$528	1.73%
A 2110.407-06-9000	DUES & MEMBERSHIPS	\$87	\$298	\$89	(\$209)
A 2110.407-07-0013	DUES & MEMBERSHIPS IB PRO	\$93,068	\$76,908	\$78,208	1.69%
A 2110.407-07-0014	DUES MEMB-FOREIGN LANG	\$1,463	\$1,695	\$1,720	1.47%
A 2110.407-07-0032	DUES & MEMBERSHIPS - SSHS/SOCIAL STUDIES	\$0	\$121	\$120	(\$1)

Rockville Centre UFSD  
Proposed Budget for 2017-2018

DETAIL APPROPRIATION BUDGET REPORT BY FUNCTION		ROCKVILLE CENTRE UFSD				
Budget Code	Description	2015-16 Actual Expense	2016-17 Budget	2017-18 Proposed Budget	% Change	
A 2110.407-07-9000	DUES & MEMBER GEN'L	\$756	\$1,103	\$1,178	\$75	6.80%
A 2110.407-10-0025	MUSIC-DUES & MEMBERSHIP	\$1,790	\$2,000	\$2,000	\$0	0.00%
A 2110.408-06-9000	ASSEMBLY PROGRAM	\$0	\$0	\$0	\$0	0.00%
A 2110.409-10-0025	TRAVEL - MUSIC	\$340	\$1,000	\$1,000	\$0	0.00%
A 2110.409-10-9000	TRAVEL EXPENSES	\$7,954	\$17,500	\$17,500	\$0	0.00%
A 2110.435-10-0063	TRANSLATIONS OF DOCUMENTS	\$0	\$500	\$500	\$0	0.00%
A 2110.448-07-0031	FIELD TRIPS	\$0	\$0	\$0	\$0	0.00%
A 2110.448-10-9000	TELECONFERENCING-FIELD TRIPS	\$2,215	\$9,000	\$6,000	(\$3,000)	-33.33%
A 2110.472-10-9000	CHARTER SCHOOL TUITION	\$51,616	\$60,000	\$40,000	(\$20,000)	-33.33%
A 2110.479-10-0008	PIPC - TUITION REIMB	\$0	\$8,000	\$8,000	\$0	0.00%
A 2110.480-02-9000	TEXTBOOKS - HEWITT	\$4,538	\$4,954	\$4,750	(\$205)	-4.13%
A 2110.480-03-9000	TEXTBOOKS - RIVERSIDE	\$202	\$560	\$0	(\$560)	-100.00%
A 2110.480-04-9000	TEXTBOOKS - WATSON	\$493	\$480	\$418	(\$61)	-12.74%
A 2110.480-05-9000	TEXTBOOKS - WILSON	\$1,427	\$3,392	\$3,078	(\$313)	-9.24%
A 2110.480-07-0006	TEXTBOOKS-BUS ED	\$1,012	\$1,052	\$1,081	\$29	2.72%
A 2110.480-07-0013	TEXTBOOKS	\$103	\$660	\$660	\$0	0.00%
A 2110.480-07-0014	TEXTBOOKS-FOREIGN LANG	\$407	\$545	\$641	\$96	17.69%
A 2110.480-07-0016	TEXTBOOKS	\$0	\$0	\$394	\$394	100.00%
A 2110.480-07-0025	TEXTBOOKS-HS MUSIC	\$370	\$1,000	\$1,000	\$0	0.00%
A 2110.480-07-0031	TEXTBOOKS	\$339	\$0	\$0	\$0	0.00%
A 2110.480-07-0032	TEXTBOOKS-SOC STUDIES	\$3,111	\$5,075	\$5,075	\$0	0.00%
A 2110.480-07-0050	TEXTBOOKS	\$644	\$2,538	\$2,500	(\$38)	-1.48%
A 2110.480-07-9000	TEXTBOOKS - HIGH SCHOOL	\$0	\$6,810	\$6,810	\$0	0.00%
A 2110.480-10-0025	TEXT BOOKS - MUSIC	\$0	\$1,000	\$1,000	\$0	0.00%
A 2110.480-10-0065	TEXTBOOKS-PRIVATE & PROCH	\$62,709	\$71,500	\$72,000	\$500	0.70%
A 2110.480-10-9000	TEXTBOOKS-NEW PROG	\$94,338	\$163,840	\$172,000	\$8,160	4.98%
A 2110.481-01-9000	SOFTCOVER BOOKS - COVERT	\$2,547	\$2,558	\$2,558	\$0	0.00%
A 2110.481-02-9000	SOFTCOVER BOOKS - HEWITT	\$2,138	\$1,777	\$1,356	(\$420)	-23.66%
A 2110.481-03-9000	SOFTCOVER BOOKS - RIVERSIDE	\$1,046	\$800	\$800	\$0	0.00%
A 2110.481-04-0021	SOFTCOVER BOOKS	\$387	\$400	\$0	(\$400)	-100.00%
A 2110.481-04-7003	SOFTCOVER BOOKS	\$488	\$495	\$0	(\$495)	-100.00%
A 2110.481-04-9000	SOFTCOVER BOOKS - WATSON	\$939	\$957	\$702	(\$256)	-26.69%
A 2110.481-05-0021	SOFTCOVER BOOKS - KINDERGARTEN	\$0	\$864	\$800	(\$64)	-7.40%
A 2110.481-05-9000	SOFTCOVER BOOKS - WILSON	\$5,316	\$7,653	\$5,429	(\$2,224)	-29.06%
A 2110.481-07-0016	SOFTCOVER BOOKS	\$517	\$398	\$297	(\$101)	-25.32%
A 2110.481-07-0023	SOFTCOVER BOOKS	\$0	\$0	\$0	\$0	0.00%
A 2110.481-07-0031	SOFTCOVER BOOKS	\$1,316	\$1,293	\$777	(\$516)	-39.90%
A 2110.481-07-0032	SOFTCOVER BOOKS	\$439	\$461	\$595	\$134	29.04%
A 2110.481-07-0050	SOFTCOVER BOOKS	\$3,014	\$1,406	\$3,136	\$1,730	123.07%

Rockville Centre UFSD  
Proposed Budget for 2017-2018

DETAIL APPROPRIATION BUDGET REPORT BY FUNCTION		ROCKVILLE CENTRE UFSD			
Budget Code	Description	2015-16 Actual Expense	2016-17 Budget	2017-18 Proposed Budget	% Change
A 2110.481-07-9000	SOFTCOVER BOOKS	\$0	\$574	\$575	\$1 0.14%
A 2110.481-10-0063	SOFTCOVER BOOKS	\$1,082	\$1,262	\$1,200	(\$62) -4.91%
A 2110.481-10-0065	SOFTCOVER BOOKS - NON-PUB	\$31,348	\$42,000	\$45,000	\$3,000 7.14%
A 2110.481-10-9000	SOFTCOVER BOOKS - DISTRIC	\$23,616	\$44,100	\$40,000	(\$4,100) -9.30%
A 2110.490-10-0029	BOCES FOR AIM PROGRAM	\$152,467	\$10,000	\$10,000	\$0 0.00%
A 2110.490-10-0031	BOCES-ELEM SCIENCE MONROE	\$62,772	\$62,000	\$66,000	\$4,000 6.45%
A 2110.490-10-9000	BOCES	\$54,770	\$75,500	\$62,000	(\$13,500) -17.88%
A 2110.490-10-9002	BOCES-OUTDOOR EDUCATION	\$26,688	\$18,000	\$18,000	\$0 0.00%
A 2110.500-01-0001	SUPPLIES-ART	\$1,638	\$1,650	\$1,650	\$0 0.00%
A 2110.500-01-0002	PHY ED - COVERT	\$439	\$495	\$704	\$209 42.22%
A 2110.500-01-0025	SUPPLIES-COVERT MUSIC	\$1,733	\$2,282	\$2,553	\$271 11.87%
A 2110.500-01-9000	SUPPLIES - GENERAL	\$15,823	\$16,514	\$16,464	(\$50) -0.30%
A 2110.500-02-0001	SUPPLIES-ART	\$3,059	\$3,100	\$3,100	\$0 0.00%
A 2110.500-02-0002	PHY ED - HEWITT	\$2,752	\$1,430	\$640	(\$790) -55.23%
A 2110.500-02-0021	SUPPLIES	\$4,579	\$4,280	\$4,280	\$0 0.00%
A 2110.500-02-0025	SUPPLIES-HEWITT MUSIC	\$2,626	\$3,145	\$2,247	(\$898) -28.56%
A 2110.500-02-9000	SUPPLIES - GENERAL	\$15,615	\$16,415	\$16,415	\$0 0.00%
A 2110.500-03-0001	ART SUPPLIES	\$726	\$781	\$781	\$0 0.00%
A 2110.500-03-0002	PHY ED - RIVERSIDE	\$389	\$180	\$440	\$260 143.90%
A 2110.500-03-0025	SUPPLIES-RIVERSIDE MUSIC	\$1,767	\$2,069	\$1,703	(\$366) -17.69%
A 2110.500-03-9000	SUPPLIES - GENERAL	\$7,334	\$7,460	\$7,460	\$0 0.00%
A 2110.500-04-0001	SUPPLIES-ART	\$1,180	\$1,225	\$1,225	\$0 0.00%
A 2110.500-04-0002	PHY ED - WATSON	\$459	\$261	\$561	\$300 115.19%
A 2110.500-04-0021	SUPPLIES-KINDERGARTEN	\$1,835	\$2,235	\$2,205	(\$30) -1.34%
A 2110.500-04-0025	SUPPLIES-WATSON MUSIC	\$2,801	\$1,904	\$1,877	(\$26) -1.39%
A 2110.500-04-7003	SUPPLIES	\$2,049	\$2,400	\$2,700	\$300 12.50%
A 2110.500-04-9000	SUPPLIES - GENERAL	\$4,879	\$5,900	\$5,900	\$0 0.00%
A 2110.500-05-0001	SUPPLIES-ART	\$3,377	\$3,520	\$3,520	\$0 0.00%
A 2110.500-05-0002	PHY ED - WILSON	\$939	\$389	\$660	\$271 69.49%
A 2110.500-05-0021	SUPPLIES-KIND	\$2,320	\$2,300	\$2,350	\$50 2.17%
A 2110.500-05-0025	SUPPLIES-WILSON MUSIC	\$2,203	\$2,524	\$2,040	(\$484) -19.19%
A 2110.500-05-9000	SUPPLIES-GENERAL	\$11,151	\$10,900	\$13,425	\$2,525 23.17%
A 2110.500-06-0001	SUPPLIES - ART	\$11,483	\$12,000	\$12,000	\$0 0.00%
A 2110.500-06-0002	PHY ED - MIDDLE SCHOOL	\$1,432	\$714	\$1,294	\$580 81.20%
A 2110.500-06-0014	SUPPLIES - FOREIGN LANG.	\$1,852	\$2,500	\$2,750	\$250 10.00%
A 2110.500-06-0018	SUPPLIES - HOME ECONOMICS	\$7,318	\$9,500	\$9,500	\$0 0.00%
A 2110.500-06-0019	SUPPLIES - INDUSTRIAL ART	\$7,904	\$9,000	\$9,000	\$0 0.00%
A 2110.500-06-0022	SUPPLIES - LANGUAGE ARTS	\$2,457	\$2,200	\$2,200	\$0 0.00%
A 2110.500-06-0023	SUPPLIES - MATH	\$1,488	\$1,590	\$1,590	\$0 0.00%

Rockville Centre UFSD  
Proposed Budget for 2017-2018

DETAIL APPROPRIATION BUDGET REPORT BY FUNCTION		ROCKVILLE CENTRE UFSD			
Budget Code	Description	2015-16 Actual Expense	2016-17 Budget	2017-18 Proposed Budget	% Change
A 2110.500-06-0025	SUPPLIES-MS MUSIC	\$6,755	\$9,272	\$7,608	-17.95%
A 2110.500-06-0031	SUPPLIES - SCIENCE	\$5,016	\$5,691	\$5,691	0.00%
A 2110.500-06-0036	SUPPLIES - TESTING	\$2,128	\$2,125	\$2,342	10.21%
A 2110.500-06-9000	SUPPLIES - GENERAL	\$8,415	\$11,225	\$9,320	-16.96%
A 2110.500-07-0001	SUPPLIES - ART	\$33,858	\$40,000	\$39,000	-2.50%
A 2110.500-07-0002	PHY ED - HIGH SCHOOL	\$4,819	\$5,625	\$4,233	-24.75%
A 2110.500-07-0006	SUPPLIES - BUSINESS ED	\$0	\$100	\$100	0.00%
A 2110.500-07-0013	SUPPLIES IB PROG	\$327	\$650	\$650	0.00%
A 2110.500-07-0014	SUPPLIES - FOREIGN LANGUA	\$181	\$150	\$0	-100.00%
A 2110.500-07-0016	SUPPLIES - GREENHOUSE	\$674	\$856	\$867	1.24%
A 2110.500-07-0019	SUPPLIES - INDUSTRIAL ART	\$2,904	\$3,000	\$3,000	0.00%
A 2110.500-07-0023	SUPPLIES - MATH	\$537	\$450	\$650	44.44%
A 2110.500-07-0025	SUPPLIES-HS MUSIC	\$4,542	\$4,650	\$7,165	54.08%
A 2110.500-07-0027	SUPPLIES-HS-PERFORMING AR	\$0	\$300	\$300	0.00%
A 2110.500-07-0031	SUPPLIES - SCIENCE	\$16,566	\$14,137	\$14,223	0.60%
A 2110.500-07-9000	SUPPLIES - GENERAL	\$9,103	\$13,930	\$13,930	0.00%
A 2110.500-10-0001	SUPPLIES	\$7,396	\$7,540	\$7,446	-1.25%
A 2110.500-10-0023	MATH-SUPPLIES	\$7,112	\$10,000	\$10,000	0.00%
A 2110.500-10-0025	SUPPLIES - MUSIC	\$2,962	\$4,000	\$4,000	0.00%
A 2110.500-10-0027	SUPPLIES-GENERAL	\$10,976	\$11,500	\$11,500	0.00%
A 2110.500-10-0029	SUPPLIES-GENERAL	\$484	\$500	\$500	0.00%
A 2110.500-10-0031	SUPPLIES-SCIENCE	\$17,684	\$22,500	\$22,500	0.00%
A 2110.500-10-0063	SUPPLIES-GENERAL	\$402	\$1,425	\$1,425	0.00%
A 2110.500-10-9000	SUPPLIES - GENERAL	\$15,958	\$23,000	\$43,000	86.96%
A 2110.511-06-0022	RESOURCE MATERIALS FOR CL	\$444	\$420	\$420	0.00%
A 2110.511-06-0032	RESOURCE MATERIALS FOR CL	\$3,962	\$4,500	\$4,500	0.00%
A 2110.511-07-0013	RES MATERIAL FOR IB	\$0	\$683	\$683	0.00%
A 2110.511-07-0014	RESOURCE MATERIALS FOR CL	\$173	\$200	\$327	63.68%
A 2110.511-07-0031	RESOURCE MATERIALS FOR CL	\$0	\$825	\$900	9.09%
A 2110.511-07-0032	RESOURCE MATERIALS FOR CL	\$0	\$0	\$55	100.00%
A 2110.511-07-9000	RESOURCE MATERIALS- H.S.	\$127	\$175	\$175	0.00%
A 2110.512-01-9000	SUBSCRIPTIONS & PERIODICA	\$36	\$336	\$336	0.00%
A 2110.512-03-9000	SUBSCRIPTIONS & PERIODICALS	\$275	\$250	\$250	0.00%
A 2110.512-05-9000	SUBSCRIPTIONS - WILSON	\$424	\$380	\$354	-6.84%
A 2110.512-06-9000	SUBSCRIPTIONS & PERIODICA	\$1,030	\$1,055	\$1,055	0.00%
A 2110.512-07-0016	SUBSCRIPTIONS & PERIODICA	\$187	\$188	\$200	6.38%
A 2110.512-07-0031	SUBSCRIPTIONS & PERIODICA	\$723	\$885	\$969	9.50%
A 2110.512-07-0032	SUBSCRIPTIONS & PERIODICA	\$1,060	\$995	\$626	-37.03%
A 2110.512-07-9000	SUBSCRIPTIONS & PERIODICA	\$355	\$300	\$300	0.00%



Rockville Centre UFSD  
Proposed Budget for 2017-2018

DETAIL APPROPRIATION BUDGET REPORT BY FUNCTION		ROCKVILLE CENTRE UFSD				
		2015-16 Actual Expense	2016-17 Budget	2017-18 Proposed Budget	% Change	
Budget Code	Description			\$ Change		
2110.... TEACHING-REGULAR SCHOOL		\$39,087,304	\$40,087,974	\$41,292,612	\$1,204,638	3.00%
A 2250.150-06-0034	SALARIES/CERTIFIED	\$4,321	\$0	\$0	\$0	0.00%
A 2250.150-07-0034	SALARIES/CERTIFIED	\$0	\$0	\$0	\$0	0.00%
A 2250.150-10-0034	SPEL SALARIES/CERTIFIED-DIST W	\$5,327,570	\$4,990,000	\$5,150,000	\$160,000	3.21%
A 2250.150-10-0048	TERMINAL PAY	\$78,573	\$0	\$0	\$0	0.00%
A 2250.150-10-0063	SALARIES/CERT ESL-DISTRICT WIDE	\$663,403	\$676,000	\$702,000	\$26,000	3.85%
A 2250.150-10-0064	SALARIES/CERT SPEECH-DIST WIDE	\$1,057,625	\$1,080,000	\$1,075,000	(\$5,000)	-0.46%
A 2250.155-10-0034	ADMINISTRATOR'S SALARY	\$274,912	\$215,000	\$230,000	\$15,000	6.98%
A 2250.160-10-0034	CLERICAL/OCCUPATIONAL THERAPIST	\$599,954	\$570,000	\$640,000	\$70,000	12.28%
A 2250.200-10-0034	NEW EQUIPMENT - SPECIAL E	\$8,062	\$45,000	\$20,000	(\$25,000)	-55.56%
A 2250.201-10-0034	REPLACEMENT EQUIP-SPECIAL	\$1,258	\$1,500	\$1,500	\$0	0.00%
A 2250.401-10-0034	CONFERENCES EXP & WORKSHO	\$4,205	\$3,000	\$3,000	\$0	0.00%
A 2250.402-10-0034	CONSULT-SPEC ED	\$15,214	\$12,500	\$12,500	\$0	0.00%
A 2250.403-10-0034	GEN CONTRACT SVCS - SPEC	\$489,837	\$476,000	\$476,000	\$0	0.00%
A 2250.407-10-0034	DUES AND MEMBERSHIPS	\$530	\$1,000	\$1,000	\$0	0.00%
A 2250.409-10-0034	TRAVEL EXPENSES	\$1,951	\$2,500	\$2,500	\$0	0.00%
A 2250.470-10-0034	TUITION-PRIVATE SCHOOL	\$592,534	\$806,700	\$944,400	\$137,700	17.07%
A 2250.472-10-0034	TUITION-OTHER PUBLIC SCH	\$260,483	\$225,000	\$225,000	\$0	0.00%
A 2250.480-10-0034	TEXTBOOKS - SPEC ED	\$0	\$1,000	\$1,000	\$0	0.00%
A 2250.481-10-0034	SOFT COVER BKS-SPEC ED	\$7,811	\$9,913	\$9,905	(\$8)	-0.08%
A 2250.490-10-0034	BOCES- TUITION SPECIAL ED	\$1,921,918	\$1,922,500	\$2,069,700	\$147,200	7.66%
A 2250.500-10-0034	SUPPLIES - SPECIAL ED	\$34,284	\$42,000	\$42,000	\$0	0.00%
A 2250.500-10-0036	SUPPLIES - TESTING, SPEC	\$4,781	\$4,800	\$4,800	\$0	0.00%
A 2250.512-10-0034	SUBSCRIPTIONS & PERIODICA	\$3,353	\$4,000	\$4,000	\$0	0.00%
2250....PROGRAMS-STUDENTS W/ DISABILITIES		\$11,352,578	\$11,088,413	\$11,614,305	\$525,892	4.74%
A 2280.490-07-0026	BOCES OCC. ED.	\$264,949	\$270,000	\$330,000	\$60,000	22.22%
2280....OCCUPATIONAL EDUCATION		\$264,949	\$270,000	\$330,000	\$60,000	22.22%
A 2330.140-10-0068	SUMM SCHOOL SUBS	\$0	\$5,000	\$5,000	\$0	0.00%
A 2330.150-06-0047	SUPERVISION OF MS STUDENT CNTR	\$0	\$30,000	\$30,000	\$0	0.00%
A 2330.150-06-9000	SALARIES/CERTIFIED-DIST W	\$36,295	\$0	\$0	\$0	0.00%
A 2330.150-10-0066	ACE-CTFD SALARIES	\$4,407	\$20,000	\$20,000	\$0	0.00%
A 2330.150-10-0067	CERTIFIED SALARY-ADULT E	\$4,107	\$50,000	\$50,000	\$0	0.00%
A 2330.150-10-0068	CERTIFIED SALARY SUMMER S	\$441	\$180,000	\$180,000	\$0	0.00%
A 2330.150-10-0069	SALARIES CERT - REG REV	\$15,455	\$0	\$0	\$0	0.00%
A 2330.150-10-9000	CERTIFIED	\$0	\$0	\$0	\$0	0.00%
A 2330.150-10-9001	TCH COORD - PROJ GREAT	\$110,517	\$101,500	\$125,000	\$23,500	23.15%

Rockville Centre UFSD  
Proposed Budget for 2017-2018

DETAIL APPROPRIATION BUDGET REPORT BY FUNCTION		ROCKVILLE CENTRE UFSD			
Budget Code	Description	2015-16 Actual Expense	2016-17 Budget	2017-18 Proposed Budget	% Change
A 2330.151-10-0068	TEACHING ASSISTANTS	\$0	\$20,000	\$20,000	0.00%
A 2330.151-10-0069	SALARIES TA - REG REV	\$1,033	\$0	\$0	0.00%
A 2330.151-10-9001	TEACHING ASSISTANTS	\$107,389	\$120,000	\$125,000	4.17%
A 2330.155-10-9001	ADMINISTRATOR'S SALARY	\$0	\$5,500	\$5,500	0.00%
A 2330.160-10-0066	SALARIES/NON-CERTIFIED	\$5,976	\$0	\$0	0.00%
A 2330.160-10-0067	NON CERTIFIED SALARY-ADUL	\$70,417	\$75,000	\$80,000	6.67%
A 2330.160-10-0068	NON CERTIFIED SUMMER SCHO	\$1,211	\$85,000	\$85,000	0.00%
A 2330.160-10-0069	SALARIES NON CERT - REG REV	\$257	\$0	\$0	0.00%
A 2330.160-10-9000	NON-CERTIFIED	\$232	\$0	\$0	0.00%
A 2330.160-10-9001	SALARIES/NON-CERTIFIED	\$104,077	\$110,000	\$120,000	9.09%
A 2330.201-10-0067	REPL EQUIPMENT-ADULT ED	\$1,082	\$1,100	\$1,100	0.00%
A 2330.402-10-0067	CONSULTING SERVICES	\$960	\$2,000	\$6,000	200.00%
A 2330.403-10-0067	CONTRACTED SERVICES COMM ED	\$0	\$500	\$600	20.00%
A 2330.405-10-0067	GENERAL REPAIRS - ADULTE	\$0	\$275	\$275	0.00%
A 2330.407-10-0067	DUES & MEMBERSHIPS ADULT	\$0	\$250	\$250	0.00%
A 2330.408-10-0068	ASSEMBLY PROG	\$0	\$500	\$500	0.00%
A 2330.473-10-0067	POSTAGE - ADULT ED	\$0	\$1,000	\$1,300	30.00%
A 2330.473-10-0068	POSTAGE - SUMMER SCHOOL	\$112	\$1,000	\$1,000	0.00%
A 2330.479-10-9001	TUITION REIMBURSEMENT	\$0	\$1,000	\$1,000	0.00%
A 2330.480-10-0067	TEXTBOOKS - ADULT ED	\$68	\$500	\$500	0.00%
A 2330.480-10-0068	TEXTBOOKS	\$0	\$500	\$0	-100.00%
A 2330.490-10-0066	PRINTING - ACE	\$0	\$0	\$0	0.00%
A 2330.490-10-0067	PRINTING - COMMUNITY EDUCATION	\$4,747	\$2,900	\$7,800	168.97%
A 2330.490-10-0068	SUMMER SCHOOL	\$438,545	\$1,500	\$72,000	4700.00%
A 2330.500-10-0066	ACE SUPPLIES	\$1,311	\$7,200	\$7,200	0.00%
A 2330.500-10-0067	SUPPLIES - ADULT ED	\$887	\$2,700	\$2,700	35.00%
A 2330.500-10-0068	SUPPLIES - SUMMER SCHOOL	\$11,157	\$15,000	\$15,000	0.00%
A 2330.500-10-0069	SUPPLIES - REG REV	\$729	\$1,700	\$1,700	0.00%
A 2330.500-10-9001	PROJECT GREAT	\$34,262	\$46,000	\$46,000	0.00%
A 2330.511-01-9001	RESOURCE MATERIALS FOR CL	\$0	\$300	\$500	66.67%
A 2330.511-02-9001	RESOURCE MATERIALS FOR CL	\$0	\$300	\$500	66.67%
A 2330.511-03-9001	RESOURCE MATERIALS FOR CL	\$0	\$300	\$500	66.67%
A 2330.511-04-9001	RESOURCE MATERIALS FOR CL	\$0	\$300	\$500	66.67%
A 2330.511-05-9001	RESOURCE MATERIALS FOR CL	\$0	\$300	\$500	66.67%
A 2330.512-10-0067	SUBSCRIPTIONS	\$0	\$0	\$0	0.00%
2330.....TEACHING-SPECIAL SCHOOLS		\$955,673	\$888,425	\$1,012,925	14.01%
A 2610.150-10-9000	LIBRARY	\$205,156	\$210,000	\$220,000	4.76%
A 2610.160-10-0004	NON-CERTIFIED AV	\$201,013	\$190,000	\$212,000	11.58%

Rockville Centre UFSD  
Proposed Budget for 2017-2018

DETAIL APPROPRIATION BUDGET REPORT BY FUNCTION		ROCKVILLE CENTRE UFSD			
Budget Code	Description	2015-16 Actual Expense	2016-17 Budget	2017-18 Proposed Budget	% Change
A 2610.200-07-0004	LIBRARY - NEW EQUIPMENT	\$78	\$80	\$200	150.07%
A 2610.200-10-0004	NEW EQUIPMENT-AV	\$7,993	\$8,300	\$8,300	0.00%
A 2610.201-07-0004	REPLACEMENT EQUIPMENT AV	\$366	\$300	\$203	-32.29%
A 2610.201-10-0004	REPLACEMENT EQUIPMENT	\$2,322	\$2,500	\$2,495	-0.20%
A 2610.403-07-0005	GENL CONTRACTED SERVICES	\$0	\$0	\$0	0.00%
A 2610.405-10-0004	REPAIR OF A.V. EQUIPMENT	\$681	\$2,000	\$2,000	0.00%
A 2610.407-07-0005	DUES & MEMBERSHIPS	\$225	\$225	\$225	0.00%
A 2610.464-10-0005	COMPUTER SOFTWARE	\$11,646	\$30,000	\$29,500	-1.67%
A 2610.490-10-0005	BOCES	\$36,811	\$63,000	\$60,000	-4.76%
A 2610.500-02-0005	SUPPLIES-GENERAL	\$2,432	\$4,420	\$4,420	0.00%
A 2610.500-03-0005	SUPPLIES-GENERAL	\$1,064	\$1,100	\$1,200	9.09%
A 2610.500-04-0004	SUPPLIES-AV	\$579	\$595	\$595	0.00%
A 2610.500-04-0005	SUPPLIES-LIBRARY	\$3,422	\$3,970	\$4,455	12.22%
A 2610.500-06-0004	SUPPLIES-GENERAL	\$1,690	\$1,747	\$1,747	0.00%
A 2610.500-06-0005	SUPPLIES-GENERAL	\$5,748	\$5,761	\$5,761	0.00%
A 2610.500-07-0004	SUPPLIES-GENERAL	\$1,405	\$935	\$935	0.00%
A 2610.500-07-0005	SUPPLIES-GENERAL	\$1,313	\$642	\$586	-8.77%
A 2610.500-10-0004	SUPPLIES - A/V	\$7,662	\$6,000	\$6,000	0.00%
A 2610.500-10-0005	SUPPLIES-LIBRARY	\$954	\$2,000	\$2,000	0.00%
A 2610.500-10-0025	SUPPLIES - MUSIC	\$0	\$500	\$500	0.00%
A 2610.500-10-0065	LIBRARY PROGRAM	\$4,992	\$5,047	\$4,287	-15.06%
A 2610.512-02-0005	LIBRARY SUB-HEWITT	\$873	\$880	\$880	0.00%
A 2610.512-06-0005	SUBSCRIPTIONS & PERIODICALS	\$1,100	\$1,100	\$1,100	0.00%
A 2610.512-07-0005	SUBSCRIPTIONS & PERIODICALS	\$624	\$600	\$600	0.00%
A 2610.520-07-0005	LIBRARY BOOKS	\$8,814	\$10,005	\$10,000	-0.05%
2610.....SCHOOL LIBRARY & AUDIOVISUAL		\$508,961	\$551,707	\$579,988	5.13%
A 2620.200-07-0004	TV-EQUIPMENT	\$0	\$0	\$39,612	100.00%
A 2620.201-07-0004	REPLACEMENT EQUIPMENT	\$32,236	\$57,996	\$18,165	-68.68%
A 2620.403-10-0004	GENL CONTRACTED SERVICES	\$32,359	\$50,000	\$50,000	0.00%
A 2620.500-06-0004	TV STUDIO- SUPPLIES SSMS	\$2,355	\$24,000	\$24,000	0.00%
A 2620.500-07-0004	SUPPLIES -TV STUDIO	\$5,989	\$9,000	\$9,000	0.00%
2620....EDUCATIONAL TELEVISION		\$72,939	\$140,996	\$140,778	-0.15%
A 2630.150-10-9000	SALARIES/CERTIFIED-DIST W	\$4,750	\$5,000	\$5,000	0.00%
A 2630.160-10-9000	SALARIES/NON-CERTIFIED	\$1,500	\$5,000	\$5,000	0.00%
A 2630.200-10-0065	EQUIPMENT	\$5,054	\$3,000	\$5,227	74.23%
A 2630.201-10-9703	REPLACEMENT EQUIPMENT	\$2,805	\$9,900	\$9,900	0.00%
A 2630.403-10-9703	GENL CONTRACTED SERVICES	\$39,452	\$54,684	\$54,684	0.00%

Rockville Centre UFSD  
Proposed Budget for 2017-2018

DETAIL APPROPRIATION BUDGET REPORT BY FUNCTION		ROCKVILLE CENTRE UFSD			
Budget Code	Description	2015-16 Actual Expense	2016-17 Budget	2017-18 Proposed Budget	% Change
A 2630.405-10-9703	GENERAL REPAIRS	\$21,914	\$16,300	\$15,500	-4.91%
A 2630.430-10-9703	SERVICE/CONTRACTS	\$24,077	\$21,400	\$23,859	11.49%
A 2630.464-10-0065	SOFTWARE - ST. AGNES	\$8,441	\$15,000	\$10,905	-27.30%
A 2630.464-10-9000	INSTRUCTIONAL SOFTWARE	\$23,314	\$35,956	\$38,015	5.73%
A 2630.490-10-9000	BOCES - MICROCOMPUTER SER	\$0	\$5,000	\$5,000	0.00%
A 2630.490-10-9703	BOCES TECH SERV	\$2,232,218	\$2,055,000	\$2,058,750	0.18%
A 2630.500-03-9000	SUPPLIES-RIVERSIDE	\$584	\$600	\$600	0.00%
A 2630.500-05-9000	SUPPLIES-WILSON	\$350	\$0	\$0	0.00%
A 2630.500-06-9000	SUPPLIES-MIDDLE SCHOOL	\$466	\$500	\$500	0.00%
A 2630.500-10-9703	TECHNOLOGY	\$62,383	\$89,673	\$88,013	-1.85%
2630....COMPUTER ASSISTED INSTRUCTION		\$2,427,310	\$2,317,013	\$2,320,954	0.17%
A 2805.160-06-9000	SALARIES/NON-CERTIFIED	\$37,848	\$50,000	\$50,000	0.00%
2805....ATTENDANCE		\$37,848	\$50,000	\$50,000	0.00%
A 2810.150-07-9000	SALARIES/CERTIFIED	\$3,000	\$0	\$0	0.00%
A 2810.150-10-9000	GUIDANCE	\$1,052,859	\$1,040,000	\$1,105,000	6.25%
A 2810.160-06-9000	SALARIES/NON-CERTIFIED	\$58,048	\$60,000	\$65,000	8.33%
A 2810.160-07-9000	SALARIES/NON-CERTIFIED	\$151,206	\$155,000	\$160,000	3.23%
A 2810.401-07-9000	GUIDANCE	\$0	\$450	\$450	0.00%
A 2810.402-07-9000	CONSULTANT SERVICES	\$965	\$1,445	\$1,445	0.00%
A 2810.403-07-9000	CONTRACTED SERVICES - GUIDANCE	\$0	\$4,000	\$4,000	0.00%
A 2810.406-07-9000	SAT/ACH/AP EXAM FEES	\$0	\$400	\$400	0.00%
A 2810.407-07-9000	DUES & MBSHPS SUPPLE STUD	\$710	\$825	\$825	0.00%
A 2810.408-07-9000	ASSEMBLY PROGRAMS	\$771	\$1,150	\$1,150	0.00%
A 2810.409-07-9000	GUIDANCE H.S	\$1,752	\$3,500	\$3,500	0.00%
A 2810.448-07-0031	FIELD TRIPS	\$793	\$1,332	\$1,332	0.00%
A 2810.448-07-9000	FIELD TRIPS	\$708	\$1,773	\$1,773	0.00%
A 2810.449-07-9000	COLLEGE FAIR	\$500	\$0	\$0	0.00%
A 2810.500-07-9000	SUPPLIES-SENIOR HIGH-GEN	\$1,480	\$1,600	\$1,600	0.00%
A 2810.511-06-9000	RESOURCE MATERIALS FOR CL	\$199	\$400	\$400	0.00%
A 2810.512-06-9000	SUBSCRIPTIONS & PERIODICALS	\$496	\$580	\$645	11.21%
2810....GUIDANCE SERVICES		\$1,273,485	\$1,272,455	\$1,347,520	5.90%
A 2815.150-10-9000	CERTIFIED NURSE/TEACHER	\$144,106	\$150,000	\$155,000	3.33%
A 2815.160-01-0017	SALARIES/NON-CERTIFIED	\$19,460	\$47,000	\$52,000	10.64%
A 2815.160-02-0017	SALARIES/NON-CERTIFIED	\$123,837	\$125,000	\$132,000	5.60%
A 2815.160-03-0017	SALARIES/NON-CERTIFIED	\$47,236	\$47,000	\$52,000	10.64%
A 2815.160-04-0017	SALARIES/NON-CERTIFIED	\$49,355	\$49,000	\$55,000	12.24%

Rockville Centre UFSD  
Proposed Budget for 2017-2018

DETAIL APPROPRIATION BUDGET REPORT BY FUNCTION		ROCKVILLE CENTRE UFSD			
Budget Code	Description	2015-16 Actual Expense	2016-17 Budget	2017-18 Proposed Budget	\$ Change % Change
A 2815.160-05-0017	SALARIES/NON-CERTIFIED	\$54,993	\$55,000	\$60,000	\$5,000 9.09%
A 2815.160-06-0017	SALARIES/NON-CERTIFIED	\$60,689	\$85,000	\$80,000	(\$5,000) -5.88%
A 2815.160-10-0017	NON CERTIFIED	\$132,975	\$135,000	\$145,000	\$10,000 7.41%
A 2815.161-10-9000	NURSES - PERFECT ATTEND.	\$0	\$3,500	\$3,500	\$0 0.00%
A 2815.200-10-0017	NEW EQUIPMENT - HEALTH	\$400	\$1,000	\$1,000	\$0 0.00%
A 2815.401-10-0017	CONFERENCES EXP & WORKSHOP	\$449	\$1,600	\$1,600	\$0 0.00%
A 2815.403-10-0017	GEN'L CONTR SVCS - HEALTH	\$340,244	\$345,500	\$345,500	\$0 0.00%
A 2815.405-10-0017	GENERAL REPAIRS - HEALTH	\$525	\$600	\$600	\$0 0.00%
A 2815.490-10-0017	BOCES - HEALTH	\$29,398	\$30,500	\$30,500	\$0 0.00%
A 2815.500-01-0017	SUPPLIES-GENERAL	\$515	\$611	\$795	\$184 30.10%
A 2815.500-02-0017	SUPPLIES-GENERAL	\$653	\$697	\$690	(\$7) -0.99%
A 2815.500-03-0017	SUPPLIES-GENERAL	\$494	\$530	\$500	(\$30) -5.66%
A 2815.500-04-0017	SUPPLIES-GENERAL	\$490	\$490	\$450	(\$40) -8.16%
A 2815.500-05-0017	SUPPLIES-GENERAL	\$767	\$815	\$830	\$15 1.86%
A 2815.500-06-0017	SUPPLIES-GENERAL	\$898	\$984	\$950	(\$34) -3.46%
A 2815.500-07-0017	SUPPLIES-GENERAL	\$997	\$1,027	\$900	(\$127) -12.37%
A 2815.500-08-0017	SUPPLIES	\$1,253	\$1,300	\$1,275	(\$25) -1.92%
A 2815.500-10-0017	SUPPLIES - HEALTH	\$5,246	\$8,500	\$8,500	\$0 0.00%
2815.....HEALTH SERVICES		\$1,014,982	\$1,090,653	\$1,128,589	\$37,936 3.48%
A 2820.150-10-0048	TERMINAL PAY	\$8,770	\$0	\$0	\$0 0.00%
A 2820.150-10-9000	CERTIFIED PSYCHOLOGIST DIST W	\$935,917	\$1,050,000	\$1,010,000	(\$40,000) -3.81%
A 2820.500-10-0036	SUPPLIES - PSYCH SERV	\$7,327	\$9,250	\$9,250	\$0 0.00%
2820....PSYCHOLOGICAL SERVICES		\$952,014	\$1,059,250	\$1,019,250	(\$40,000) -3.78%
A 2825.150-10-0048	TERMINAL PAY	\$19,413	\$0	\$0	\$0 0.00%
A 2825.150-10-9000	CERTIFIED SOCIAL WORKER DISTRICT W	\$933,321	\$830,000	\$935,000	\$105,000 12.65%
A 2825.472-10-9000	TUITION - PUB SCH FOSTER	\$49,500	\$36,000	\$50,000	\$14,000 38.89%
2825.....SOCIAL WORK SERVICES		\$1,002,234	\$866,000	\$985,000	\$119,000 13.74%
A 2830.155-10-9000	ADMINISTRATOR'S SALARY	\$100,825	\$102,000	\$107,000	\$5,000 4.90%
2830.....PUPIL PERSONNEL SERVICES		\$100,825	\$102,000	\$107,000	\$5,000 4.90%
A 2850.120-10-0060	CHAPARONES-ELEM	\$27,001	\$32,000	\$40,000	\$8,000 25.00%
A 2850.120-10-0061	ELEM CLUBS	\$46,910	\$60,000	\$60,000	\$0 0.00%
A 2850.120-10-0062	INTRAMURALS	\$9,414	\$10,000	\$11,000	\$1,000 10.00%
A 2850.130-06-0060	CHAP-M.S	\$19,967	\$35,000	\$45,000	\$10,000 28.57%
A 2850.130-06-0061	M S CLUBS	\$57,547	\$56,000	\$65,000	\$9,000 16.07%
A 2850.130-06-0062	INTRAMURALS - MS	\$10,360	\$10,000	\$15,000	\$5,000 50.00%

Rockville Centre UFSD  
Proposed Budget for 2017-2018

DETAIL APPROPRIATION BUDGET REPORT BY FUNCTION		ROCKVILLE CENTRE UFSD			
Budget Code	Description	2015-16 Actual Expense	2016-17 Budget	2017-18 Proposed Budget	% Change
A 2850.130-07-0060	CHAP-H.S	\$16,804	\$25,000	\$25,000	0.00%
A 2850.130-07-0061	H S CLUBS	\$106,631	\$120,000	\$140,000	16.67%
A 2850.130-07-0062	INTRAMURALS-H S	\$8,268	\$20,000	\$20,000	0.00%
A 2850.406-06-9000	COMMENCEMENT/ENTRY FEES	\$0	\$0	\$0	0.00%
A 2850.406-10-0025	COMMENCEMENT/ENTRY FEES	\$8,067	\$9,000	\$9,000	0.00%
A 2850.409-10-0025	MUSIC PROGRAMS	\$6,851	\$9,000	\$9,000	0.00%
A 2850.448-10-0025	FIELD TRIPS	\$2,617	\$3,000	\$3,000	0.00%
		\$320,436	\$389,000	\$442,000	13.62%
2850....CO-CURRICULAR ACTIVITIES					
A 2855.130-06-0060	SALARIES/CERTIFIED-SECOND	\$33,495	\$36,000	\$40,000	11.11%
A 2855.130-07-0060	SALARIES/CERTIFIED-SECOND	\$129,713	\$130,000	\$150,000	15.38%
A 2855.150-10-0028	CERTIFIED SALARIES-PHYS E	\$431,744	\$550,000	\$500,000	-9.09%
A 2855.155-10-0028	ADMINISTRATOR'S SALARY	\$81,965	\$85,000	\$89,000	4.71%
A 2855.403-07-0060	GENL CONTRACTED SERVICES	\$29,997	\$32,000	\$33,000	3.13%
A 2855.403-10-0028	CONTRACTED SERVICES	\$1,252	\$1,300	\$1,300	0.00%
A 2855.404-10-0028	RENTAL-INTERSCHOLASTICS	\$11,444	\$23,100	\$19,300	-16.45%
A 2855.405-10-0028	REPAIRS-RECONDITION-INTER	\$45,687	\$42,000	\$42,000	0.00%
A 2855.406-10-0028	ENTRY FEES	\$8,070	\$12,400	\$10,400	-16.13%
A 2855.409-10-0028	TRAVEL EXP-MILEAGE REIMBUR	\$3,251	\$7,000	\$7,000	0.00%
A 2855.430-10-0080	COPIER SERV CONTRACTS	\$0	\$0	\$0	0.00%
A 2855.490-10-0028	BOCES	\$91,034	\$92,000	\$96,000	4.35%
A 2855.500-10-0017	SUPPLIES-MEDICAL-INTERSCH	\$8,244	\$13,506	\$13,527	0.15%
A 2855.500-10-0028	SUPPLIES - INTERSCHOLASTIC	\$69,519	\$70,472	\$81,298	15.36%
		\$945,416	\$1,094,778	\$1,082,825	-1.09%
2855....INTERSCHOLASTIC ATHLETICS					
<b>2....INSTRUCTIONAL SUPPORT</b>		<b>\$64,323,871</b>	<b>\$65,472,213</b>	<b>\$67,661,396</b>	<b>3.34%</b>
A 5510.150-10-0034	SALARIES/CERTIFIED-DIST W	\$4,859	\$5,000	\$6,000	20.00%
A 5510.151-10-0034	TEACHING ASSISTANTS	\$12,116	\$15,000	\$15,000	0.00%
A 5510.155-10-9000	ADMINISTRATOR'S SALARY	\$74,550	\$75,000	\$80,000	6.67%
A 5510.160-10-0034	SALARY/BUS MATRON	\$243,169	\$260,000	\$270,000	3.85%
A 5510.160-10-9000	NON-CERTIFIED	\$99,593	\$110,000	\$110,000	0.00%
A 5510.201-10-9000	DISTRICT TRANSP-REPL EQUI	\$0	\$2,000	\$2,000	0.00%
A 5510.401-10-9000	DISTRICT TRANSP-CONF & WKSH	\$300	\$1,500	\$1,500	0.00%
A 5510.403-10-9000	CONTRACTUAL SERVICES	\$23,682	\$23,000	\$24,000	4.35%
A 5510.405-10-9000	GENERAL REPAIRS	\$2,708	\$10,000	\$8,000	-20.00%
A 5510.407-10-9000	DISTRICT TRANSP-DUES & MB	\$0	\$1,200	\$1,200	0.00%
A 5510.409-10-9000	MILEAGE REIMBURSEMENT	\$0	\$500	\$500	0.00%
A 5510.430-10-9000	SERVICE/CONTRACTS	\$5,560	\$6,000	\$6,000	0.00%
<b>SUBTOTAL INSTRUCTIONAL SUPPORT</b>		<b>\$64,323,871</b>	<b>\$65,472,213</b>	<b>\$67,661,396</b>	<b>3.34%</b>

DETAIL APPROPRIATION BUDGET REPORT BY FUNCTION		ROCKVILLE CENTRE UFSD			
Budget Code	Description	2015-16 Actual Expense	2016-17 Budget	2017-18 Proposed Budget	% Change
A 5510.500-10-9000	DISTRICT TRANSP-SUPPLIES	\$2,163	\$7,000	\$7,000	0.00%
5510.....DISTRICT TRANSPORTATION		\$468,698	\$516,200	\$531,200	2.91%
A 5540.403-10-0028	CONTRACT TRANSP-IN DIST	\$63,898	\$82,000	\$80,000	-2.44%
A 5540.403-10-0034	CONTRACT TRANS-IN DIST SP	\$71,766	\$80,000	\$80,000	0.00%
A 5540.403-10-9000	CONTRACT TRAN-IN DIST ST	\$1,227,514	\$1,317,500	\$1,298,300	-1.46%
A 5540.403-20-0028	CONTRACT TRANS-OUT DIST	\$142,889	\$150,000	\$155,000	3.33%
A 5540.403-20-0034	OUT-DIST. - SPECIAL EDUCA	\$343,794	\$600,000	\$450,000	-25.00%
A 5540.403-20-9000	CONTRACT TRANS-OUT DIST PR	\$895,666	\$975,000	\$925,000	-5.13%
A 5540.448-06-9000	CONTRACT TRANS-TRIPS-M.S.	\$2,629	\$2,500	\$2,500	0.00%
A 5540.448-07-0023	MATHMATICS	\$1,666	\$3,703	\$3,791	2.38%
A 5540.448-07-0031	FIELD TRIPS	\$2,597	\$5,560	\$5,400	-2.88%
A 5540.448-07-9000	CONTRACT TRANS-TRIPS-H.S.	\$2,248	\$3,645	\$3,645	0.00%
A 5540.448-10-0027	CONTRACT TRANS-PERFORMING	\$3,730	\$8,000	\$8,000	0.00%
A 5540.448-10-0034	FIELD TRIPS	\$7,157	\$6,500	\$7,000	7.69%
A 5540.448-10-0068	SUMMER SCH FIELD TRIPS	\$7,710	\$10,500	\$10,500	0.00%
A 5540.448-10-9000	CONTRACT TRANS-TRIPS-DIST	\$25,062	\$3,000	\$8,000	166.67%
5540.....CONTRACT TRANSPORTATION		\$2,798,328	\$3,247,908	\$3,037,136	-6.49%
A 5550.403-10-9000	PUBLIC TRANSPORTATION	\$37,135	\$55,000	\$52,000	-5.45%
5550.....PUBLIC TRANSPORTATION		\$37,135	\$55,000	\$52,000	-5.45%
A 5581.490-10-9000	TRANSPORTATION WITH BOCES	\$333,802	\$373,000	\$363,000	-2.68%
5581.....TRANSPORTATION FROM BOCES		\$333,802	\$373,000	\$363,000	-2.68%
5.....TRANSPORTATION		\$3,637,963	\$4,192,108	\$3,983,336	-4.98%
A 7140.160-10-1620	REC/NON-CERT BLDGS & GRNDS	\$40,826	\$60,000	\$60,000	0.00%
7140.....RECREATION		\$40,826	\$60,000	\$60,000	0.00%
A 7310.160-10-1620	YOUTH/NON-CERT BLDGS & GNDS	\$41,693	\$120,000	\$120,000	0.00%
7310.....YOUTH PROGRAM		\$41,693	\$120,000	\$120,000	0.00%
7.....YOUTH SERVICES		\$82,519	\$180,000	\$180,000	0.00%
A 8060.160-10-1620	CIVIC/NON-CERT BLDGS & GNDS	\$816	\$3,000	\$3,000	0.00%
A 8060.403-10-9010	COMPACT FOR LEARNING	\$750	\$1,500	\$1,500	0.00%
A 8060.473-10-9010	POSTAGE/MAILING	\$0	\$350	\$350	0.00%
A 8060.500-10-9010	SUPPLIES	\$186	\$600	\$600	0.00%

DETAIL APPROPRIATION BUDGET REPORT BY FUNCTION		ROCKVILLE CENTRE UFSD				
		2015-16 Actual Expense	2016-17 Budget	2017-18 Proposed Budget	\$ Change	% Change
Budget Code	Description					
8060.....CIVIC ACTIVITIES		\$1,752	\$5,450	\$5,450	\$0	0.00%
A 8070.473-10-9000	POSTAGE/MAILING FOR CENSUS	\$0	\$7,500	\$7,500	\$0	0.00%
8070.....CENSUS		\$0	\$7,500	\$7,500	\$0	0.00%
<b>8....COMMUNITY SERVICES</b>	<b>SUBTOTAL COMMUNITY SERVICES</b>	<b>\$1,752</b>	<b>\$12,950</b>	<b>\$12,950</b>	<b>\$0</b>	<b>0.00%</b>
A 9010.800-10-9000	NYS EMPLOYEES' RETIREMENT	\$1,622,610	\$900,000	\$1,400,000	\$500,000	55.56%
9010.....STATE RETIREMENT		\$1,622,610	\$900,000	\$1,400,000	\$500,000	55.56%
A 9020.800-10-9000	NYS TEACHERS' RETIREMENT	\$6,561,236	\$5,900,000	\$5,400,000	(\$500,000)	-8.47%
9020.....TEACHERS' RETIREMENT		\$6,561,236	\$5,900,000	\$5,400,000	(\$500,000)	-8.47%
A 9030.800-10-9000	SOCIAL SECURITY	\$4,473,961	\$4,600,000	\$4,650,000	\$50,000	1.09%
9030.....SOCIAL SECURITY		\$4,473,961	\$4,600,000	\$4,650,000	\$50,000	1.09%
A 9040.800-10-9000	WORKERS' COMP - DISTRICT	\$513,585	\$550,000	\$550,000	\$0	0.00%
9040.....WORKERS' COMPENSATION		\$513,585	\$550,000	\$550,000	\$0	0.00%
A 9045.800-10-9000	INSURANCE - DISTRICT	\$34,523	\$60,000	\$50,000	(\$10,000)	-16.67%
9045.....LIFE INSURANCE		\$34,523	\$60,000	\$50,000	(\$10,000)	-16.67%
A 9050.800-10-9000	UNEMPLOYMENT INS - DISTRI	\$14,587	\$90,000	\$60,000	(\$30,000)	-33.33%
9050.....UNEMPLOYMENT INSURANCE		\$14,587	\$90,000	\$60,000	(\$30,000)	-33.33%
A 9060.800-10-9000	HEALTH INS - DISTRICT	\$10,502,682	\$11,200,000	\$11,650,000	\$450,000	4.02%
A 9060.801-10-9000	MEDICARE B	\$547,236	\$650,000	\$650,000	\$0	0.00%
A 9060.802-10-9000	MEDICARE B SURTAX REIMBURSEMENT	\$100,000	\$0	\$0	\$0	0.00%
A 9060.803-10-9000	DENTAL INS- BUILDINGS & GRNDS	\$34,144	\$52,000	\$52,000	\$0	0.00%
A 9060.806-10-9000	DENTAL INSURANCE - AIDES	\$112,875	\$110,000	\$120,000	\$10,000	9.09%
A 9060.807-10-9000	CONFIDENTIAL EMPLOYEES	\$0	\$20,000	\$20,000	\$0	0.00%
9060.....HEALTH & DENTAL INSURANCE		\$11,296,938	\$12,032,000	\$12,492,000	\$460,000	3.82%
A 9070.800-10-9000	WELFARE BENEFITS - DIST E	\$13,499	\$38,500	\$38,500	\$0	0.00%
A 9070.801-10-9000	WELFARE BENEFITS - TEACHE	\$636,000	\$636,000	\$536,000	(\$100,000)	-15.72%
A 9070.802-10-9000	EMPLOYEE BENEFITS-PRIN	\$29,700	\$80,500	\$80,500	\$0	0.00%
A 9070.804-10-9000	EMPLOYEE BENEFITS-OFFICE	\$55,180	\$60,000	\$60,000	\$0	0.00%
A 9070.805-10-9000	EMPLOYEE BENEFITS-NURSES	\$17,500	\$18,400	\$19,400	\$1,000	5.43%
A 9070.807-10-9000	CONFIDENTIAL EMPLOYEES	\$21,225	\$22,000	\$23,000	\$1,000	4.55%



Rockville Centre UFSD  
Proposed Budget for 2017-2018

DETAIL APPROPRIATION BUDGET REPORT BY FUNCTION		ROCKVILLE CENTRE UFSD			
		2015-16	2016-17	2017-18	% Change
Budget Code	Description	Actual Expense	Budget	Proposed Budget	\$ Change
9070.....UNION WELFARE BENEFITS		\$773,104	\$855,400	\$757,400	(\$98,000)
					-11.46%
A 9731.700-10-9000	BOND ANTICIPATION NOTES INTEREST	\$0	\$0	\$0	\$0
9731.....DEBT SERVICE - BOND ANTICIPATION NOTES		\$0	\$0	\$0	\$0
A 9760.700-10-9000	TAX ANTICIPATION NOTES-PR	\$129,333	\$180,000	\$180,000	\$0
9760.....DEBT SERVICE - TAX ANTICIPATION NOTES		\$129,333	\$180,000	\$180,000	\$0
A 9785.600-10-0025	PRINCIPAL LEASE PURCHASE	\$40,630	\$46,482	\$46,482	\$0
A 9785.700-10-0025	INTEREST LEASE PURCHASE	\$6,829	\$10,000	\$10,000	\$0
9785....LEASE PURCHASE		\$47,459	\$56,482	\$56,482	\$0
A 9787.600-10-9000	INSTALLMENT PURCHASE	\$15,698	\$23,000	\$23,000	\$0
A 9787.700-10-9000	INSTALLMENT PURCHASE DEBT INTEREST	\$1,245	\$2,000	\$2,000	\$0
9787....INSTALLMENT PAYMENTS		\$16,943	\$25,000	\$25,000	\$0
A 9901.900-10-9000	TRANSFER TO DEBT SERVICE	\$3,748,211	\$3,754,762	\$4,185,643	\$430,881
A 9901.930-10-9000	TRANSFER TO SCHOOL LUNCH	\$0	\$0	\$100,000	\$100,000
A 9901.950-10-9000	TRANSFER TO SPECIAL AID	\$100,000	\$100,000	\$100,000	\$0
9901.....TRANSFER TO SPECIAL FUNDS		\$3,848,211	\$3,854,762	\$4,385,643	\$530,881
A 9950.900-10-9000	TRANSFER TO CAPITAL/DISTRICT	\$0	\$511,265	\$800,000	\$288,735
9950....TRANSFER TO CAPITAL		\$0	\$511,265	\$800,000	\$288,735
9.....INTERFUND TRANSFERS		\$29,332,490	\$29,614,909	\$30,806,525	\$1,191,616
	SUBTOTAL BENEFITS & INTERFUND TRANSFERS	\$29,332,490	\$29,614,909	\$30,806,525	\$1,191,616
	GRAND TOTALS	\$106,059,153	\$109,482,695	\$112,682,073	\$3,199,378
					2.92%



**NYS BOARD OF REAL PROPERTY SERVICES  
LOCAL GOVERNMENT EXEMPTION IMPACT REPORT**

(for local use only -- not to be filed with NYS Board of Real Property Services)

Date: 01/04/2017

Taxing Jurisdiction: 28

Fiscal Year Beginning: 2017

School District: 282021 Rockville Centre

Total equalized value in taxing jurisdiction: 3,636,270,900

Exemption Code (Column A)	Exemption Description (Column B)	Statutory Authority (Column C)	Number of Exemptions (Column D)	Total Equalized Value (Column E)	Percentage of Value Exempted (Column F)
12100	NYS - GENERALLY	RPTL 404(1)	4	5,528,900	0.15%
12350	PUBLIC AUTHORITY - STATE	RPTL 412	7	3,428,200	0.09%
13100	CO - GENERALLY	RPTL 406(1)	13	57,711,000	1.59%
13650	VG - GENERALLY	RPTL 406(1)	68	113,850,300	3.13%
13800	SCHOOL DISTRICT	RPTL 408	10	184,076,900	5.06%
14110	USA - SPECIFIED USES	STATE L 54	1	2,964,900	0.08%
18020	MUNICIPAL INDUSTRIAL DEV AGENC	RPTL 412-a	6	71,618,700	1.97%
19950	MUNICIPAL RAILROAD	RPTL 456	22	3,366,500	0.09%
21600	RES OF CLERGY - RELIG CORP OWN	RPTL 462	5	3,462,400	0.10%
25120	NONPROF CORP - EDUCL(CONST PRO	RPTL 420-a	11	4,836,300	0.13%
25210	NONPROF CORP - HOSPITAL	RPTL 420-a	1	294,800	0.01%
25300	NONPROF CORP - SPECIFIED USES	RPTL 420-b	2	791,200	0.02%
26100	VETERANS ORGANIZATION	RPTL 452	1	741,700	0.02%
26300	INTERDENOMINATIONAL CENTER	RPTL 430	21	127,178,300	3.50%
26400	INC VOLUNTEER FIRE CO OR DEPT	RPTL 464(2)	2	2,030,200	0.06%
41124	ALT VET-NON-COMBAT - SCHOOL	RPTL 458-A	449	9,803,600	0.27%
41134	ALT VET - COMBAT - SCHOOL	RPTL 458-A	275	9,753,000	0.27%
41144	ALT VET - DISABILITY - SCHOOL	RPTL 458-A	63	3,307,900	0.09%
41400	CLERGY	RPTL 460	4	1,740,400	0.05%
41680	VOLUNTEER FIREFIGHTERS AND AMB	RPTL 466-c	113	4,655,800	0.13%
41800	PERSONS AGE 65 OR OVER	RPTL 467	89	11,005,900	0.30%
41834	ENHANCED STAR	RPTL 425	611	55,660,524	1.53%
41854	BASIC STAR	RPTL 425	4501	214,236,206	5.89%
41900	PHYSICALLY DISABLED	RPTL 459	5	290,800	0.01%
41930	DISABILITIES AND LIMITED INCOM	RPTL 459-c	1	135,200	0.00%
48670	REDEVELOPMENT HOUSING CO	P H F I L 125 & 127	1	12,942,700	0.36%
<b>Totals:</b>			<b>6286</b>	<b>905,412,330</b>	<b>24.90%</b>

Note: Some data elements of the Property Tax Report Card have been revised or renamed to more closely follow the Property Tax Cap calculations districts complete on the Office of the State Comptroller website. Please see the Help text above for definitions. Additional guidance on the Property Tax Levy Limit is available on the Office of Educational Management Services website:  
<http://www.p12.nysed.gov/mgtserv/propertytax/taxcap/>.

Please also submit an electronic version (PDF or Word) of your school district's 2017-18 Budget Notice to: emscmgts@nysed.gov. This will enable us to help correct any formula or data entry discrepancy quickly.

Form Due - April 24, 2017

Form Preparer Name: ROBERT BARTELS  
Preparer's Telephone Number: 5162558927

<u>Shaded Fields Will Calculate</u>	Budgeted 2016-17 (A)	Proposed Budget 2017-18 (B)	Percent Change (C)
Total Budgeted Amount, not including Separate Propositions	109,482,695	112,682,073	2.92 %
A. Proposed Tax Levy to Support the Total Budgeted Amount <sup>1</sup>	91,815,000	92,500,000	
B. Tax Levy to Support Library Debt, if Applicable			
C. Tax Levy for Non-Excludable Propositions, if Applicable <sup>2</sup>			
D. Total Tax Cap Reserve Amount Used to Reduce Current Year Levy, if Applicable			
E. Total Proposed School Year Tax Levy (A+B+C-D)	91,815,000	92,500,000	0.75 %
F. Permissible Exclusions to the School Tax Levy Limit	3,628,624	3,266,762	
G. School Tax Levy Limit, <u>Excluding</u> Levy for Permissible Exclusions <sup>3</sup>	88,196,136	89,244,083	
H. Total Proposed Tax Levy for School Purposes, <u>Excluding</u> Permissible Exclusions and Levy for Library Debt, Plus Prior Year Tax Cap Reserve (E-B-F+D)	88,186,376	89,233,238	
I. Difference: (G-H);(negative value requires 60.0% voter approval) <sup>2</sup>	9,760	10,845	
Public School Enrollment	3,550	3,565	0.42 %
Consumer Price Index			1.26 %

<sup>1</sup> Include any prior year reserve for excess tax levy, including interest.

<sup>2</sup> Tax levy associated with educational or transportation services propositions are not eligible for exclusion under the School Tax Levy Limit and may affect voter approval requirements.

<sup>3</sup> For 2017-18, includes any carryover from 2016-17 and excludes any tax levy for library debt or prior year reserve for excess tax levy, including interest.

	Actual 2016-17 (D)	Estimated 2017-18 (E)
Adjusted Restricted Fund Balance	4,823,581	5,077,000
Assigned Appropriated Fund Balance	2,800,000	2,800,000
Adjusted Unrestricted Fund Balance	3,022,718	4,060,000
Adjusted Unrestricted Fund Balance as a Percent of the Total Budget	2.76 %	3.60 %

# FISCAL ACCOUNTABILITY SUMMARY (2015 - 16)

## INFORMATION ABOUT EXPENDITURE RATIOS (2014 - 15)

(Data are lagged a year.)

Commissioner's Regulations require that certain expenditure ratios for general-education and special-education students be reported and compared with ratios for similar districts and all public schools. The required ratios for this district are reported below.

The numbers used to compute the statistics on this page were collected on the State Aid Form A, the State Aid Form F, the School District Annual Financial Report (ST-3), and from the Student Information Repository System (SIRS).

### THIS SCHOOL DISTRICT

#### GENERAL EDUCATION

##### INSTRUCTIONAL EXPENDITURES

\$65,285,582

##### PUPILS

3,514

##### EXPENDITURES PER PUPIL

\$18,579

#### SPECIAL EDUCATION

##### INSTRUCTIONAL EXPENDITURES

\$20,186,912

##### PUPILS

530

##### EXPENDITURES PER PUPIL

\$38,089

### SIMILAR DISTRICT GROUP LOW NEED/RESOURCE CAPACITY

#### GENERAL EDUCATION

##### INSTRUCTIONAL EXPENDITURES

\$5,420,612,686

##### PUPILS

376,529

##### EXPENDITURES PER PUPIL

\$14,396

#### SPECIAL EDUCATION

##### INSTRUCTIONAL EXPENDITURES

\$2,029,698,250

##### PUPILS

51,434


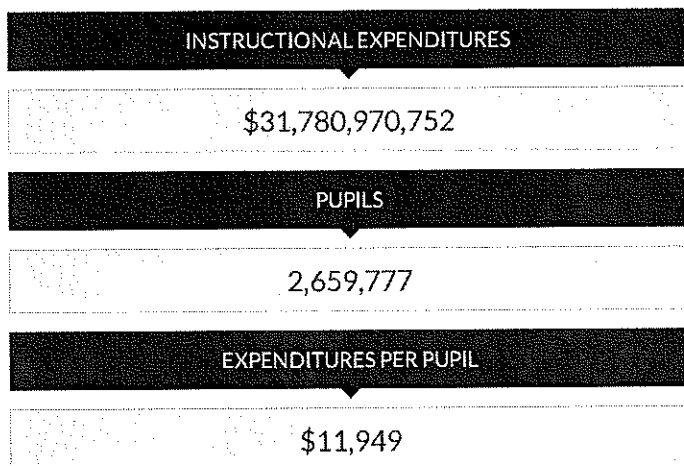
##### EXPENDITURES PER PUPIL

\$39,462

# ALL SCHOOL DISTRICTS

## GENERAL EDUCATION

## SPECIAL EDUCATION



Instructional Expenditures for General Education are K-12 expenditures for classroom instruction (excluding Special Education) plus a proration of building level administrative and instructional support expenditures. These expenditures include amounts for instruction of students with disabilities in a general-education setting. District expenditures, such as transportation, debt service and district-wide administration are not included.

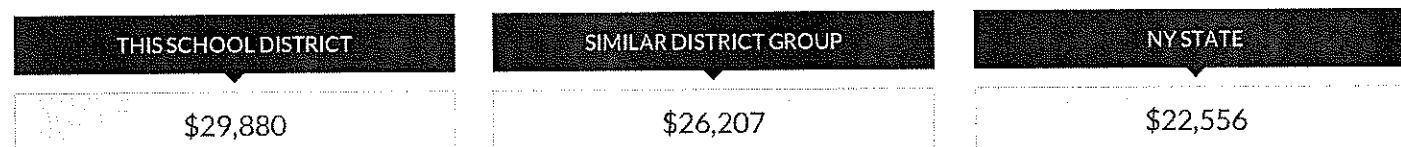
The pupil count for General Education is K-12 average daily membership plus K-12 pupils for whom the district pays tuition to another school district. This number represents all pupils, including those classified as having disabilities and those not classified, excluding only students with disabilities placed out of district. Pupils resident in the district but attending a charter school are included. For districts in which a county jail is located, this number includes incarcerated youth to whom the district must provide an education program.

Instructional Expenditures for Special Education are K-12 expenditures for students with disabilities (including summer special education expenditures) plus a proration of building-level administrative and instructional support expenditures. District expenditures, such as transportation, debt service and district-wide administration are not included.

The pupil count for Special Education is a count of K-12 students with disabilities for the school year plus students for whom the district receives tuition from another district plus students for whom the district pays tuition to another district. Students attending the State schools at Rome and Batavia, private placements and out-of-state placements are included.

Instructional Expenditures Per Pupil is the simple arithmetic ratio of Instructional Expenditures to Pupils. The total cost of instruction for students with disabilities may include both general- and special-education expenditures. Special-education services provided in the general-education classroom may benefit students not classified as having disabilities.

## TOTAL EXPENDITURES PER PUPIL

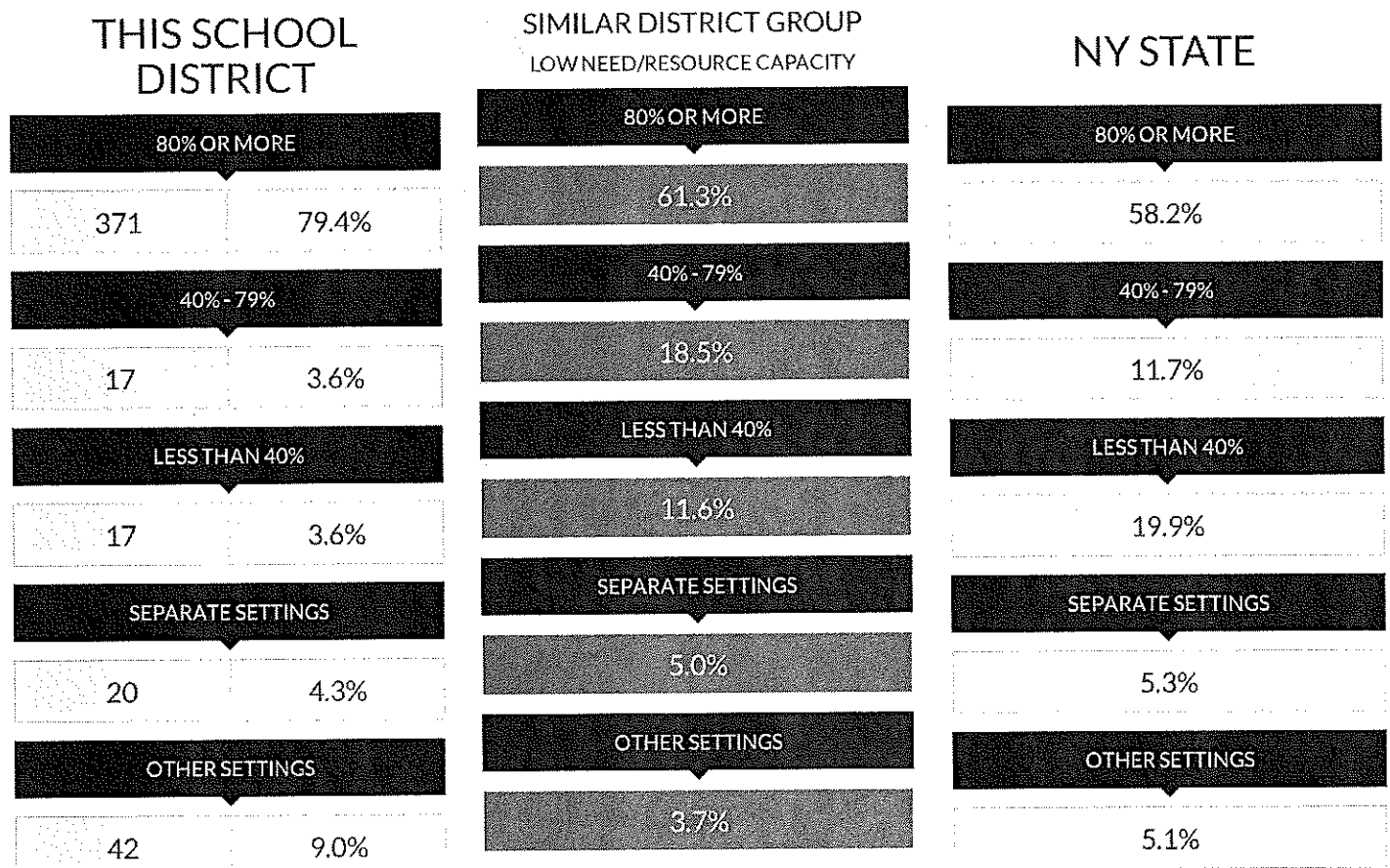


Total Expenditures Per Pupil is the simple arithmetic ratio of Total Expenditures to Pupils. Total Expenditures include district expenditures for classroom instruction, as well as expenditures for transportation, debt service, community service and district-wide administration that are not included in the Instructional Expenditure values for General Education and Special Education. As such, the sum of General Education and Special Education Instructional Expenditures does not equal the Total Expenditures.

## INFORMATION ABOUT STUDENTS WITH DISABILITIES (2015 - 16)

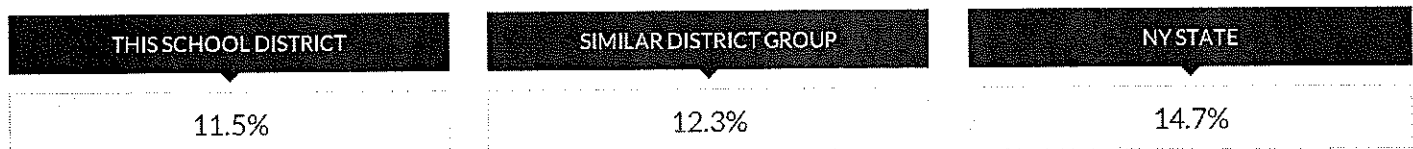
Commissioner's Regulations require reporting students with disabilities by the percent of time they are in general education classrooms and the classification rate of students with disabilities. These data are to be compared with percentages for similar districts and all public schools. The required percentages for this district are reported below.

### STUDENT PLACEMENT (PERCENT OF TIME INSIDE REGULAR CLASSROOM)



The source data for the statistics in this table were reported through the Student Information Repository System (SIRS) and verified in Verification Report 5. The counts are numbers of students reported in the least restrictive environment categories for school-age programs (ages 6-21) on BEDS Day, which is the first Wednesday of the reporting year. The percentages represent the amount of time students with disabilities are in general-education classrooms, regardless of the amount and cost of special-education services they receive. Rounding of percentage values may cause them to sum to a number slightly different from 100%.

### SCHOOL-AGE STUDENTS WITH DISABILITIES CLASSIFICATION RATE



This rate is a ratio of the count of school-age students with disabilities (ages 4-21) to the total enrollment of all school-age students in the school district, including students who are parentally placed in nonpublic schools located in the school district. The numerator includes all school-age students for whom a district has Committee on Special Education (CSE) responsibility to ensure the provision of special-education services. The denominator includes all school-age students who reside in the district. In the case of parentally placed students in nonpublic schools, it includes the number of students who attend the nonpublic schools located in the school district. Source data are drawn from the SIRS and from the Basic Education Data System (BEDS).

Similar District Groups are identified according to the Need-to-Resource-Capacity Index. More information is available on our NRC capacity categories page.

# GLOSSARY OF TERMS - REPORT CARDS DATA

## 2-YEAR Institutions

A postsecondary institution that offers programs of at least 2 but less than 4 years duration. This includes occupational and vocational schools with programs of at least 1800 hours and academic institutions with programs of less than 4 years. This does not include bachelor's degree-granting institutions where the baccalaureate program can be completed in 3 years.

## 4-YEAR/GRAD Institutions

A postsecondary institution that offers programs of at least 4 years duration or one that offers programs at or above the baccalaureate level. This includes schools that offer post baccalaureate certificates only or those that offer graduate programs only. This also includes free-standing medical, law or other first-professional schools.

## Alternative High School Equivalency Preparation Program (AHSEPP)

A program of preparation for the High School Equivalency Examination for students 16 to 19 years old as described in Section 100.7(h) of the Regulations of the Commissioner of Education. The number of enrolled students used as the denominator for determining the percentage of students who entered an AHSEPP is the number of students in grades 9-12 and ungraded secondary-level students age 14 or older.

## Attendance Rate

Annual Attendance Rate is determined by dividing the school's (or district's) total actual attendance by the total possible attendance for a school year. A school's (or district's) actual attendance is the sum of the number of students in attendance on each day the school (or district's schools) was open during the school year. Possible attendance is the sum of the number of enrolled students who should have been in attendance on each day the school (or schools) was open during the school year. The state's Annual Attendance Rate is a weighted average of all district-level attendance rates. Attendance data are lagged a year because data for the reporting year are reported in October following the close of that reporting year.

## Average Class Size

Average Class Size is the total registration in specified classes divided by the number of those classes with registration. Common Branch refers to self-contained classes in Grades 1-6.

## **CUNY**

City University of New York

## **Completers**

Completers are students with a local diploma with or without Regents endorsement or with an Individualized Education Diploma (IEP).

## **Core Classes**

Core Classes are primarily K-6 common branch, English, mathematics, science, social studies, art, music, and foreign languages.

## **Disability Status**

Students with disabilities are those who have been identified as such by the Committee on Special Education and are receiving services under the Individuals with Disabilities Education Act (IDEA). Students with disabilities include those having an intellectual disability; hearing impairment, including deafness; speech or language impairment; visual impairment, including blindness; serious emotional disturbance; orthopedic impairment; autism; traumatic brain injury; developmental delay; other health impairment; specific learning disability; deaf-blindness; or multiple disabilities and who, by reason thereof, receive special education and related services under the IDEA according to an Individualized Education Program (IEP), Individualized Family Service Plan (IFSP), or a services plan.

## **Dropouts**

Dropouts are students in grades 7-12 and ungraded secondary students whose last enrollment record indicated they dropped out of school. The number of enrolled students used as the denominator for determining the percentage of students who dropped out is the number of students in grades 9-12 and ungraded secondary-level students age 14 or older.

## **Economically Disadvantaged**



Economically disadvantaged students are those who participate in, or whose family participates in, economic assistance programs, such as the free or reduced-price lunch programs, Social Security Insurance (SSI), Food Stamps, Foster Care, Refugee Assistance (cash or medical assistance), Earned Income Tax Credit (EITC), Home Energy Assistance Program (HEAP), Safety Net Assistance (SNA), Bureau of Indian Affairs (BIA), or Family Assistance: Temporary Assistance for Needy Families (TANF). If one student in a family is identified as low income, all students from that household (economic unit) may be identified as low income.

## **English Language Learners**

English Language Learners (ELLs) are those who, by reason of foreign birth or ancestry, speak or understand a language other than English and speak or understand little or no English, and require support in order to become proficient in English and are identified pursuant to Section 154.3 of Commissioner's Regulations. These students are also referred to as Limited English Proficient (LEP).

## **First-Professional**

A student enrolled in any of the following degree programs: Chiropractic (D.C. or D.C.M.), Dentistry (D.D.S. or D.M.D.), Law (L.L.B., J.D.), Medicine (M.D.), Optometry (O.D.), Osteopathic Medicine (D.O.), Pharmacy (Pharm.D.), Podiatry (D.P.M., D.P., or Pod.D.), Theology (M.Div., M.H.L., B.D., or Ordination), Veterinary Medicine (D.V.M.), Audiology, (Au.D.), Nursing Practice (D.N.P.), and Physical Therapy (D.P.N.)

## **First-Time**

An entering freshman who has never attended any college (or other postsecondary institution), aside from college credits earned in high school. Includes students enrolled in the fall term who attended college for the first time in the prior summer term. Also includes students who entered with advanced standing (college credits earned before graduation from high school).

## **Free and Reduced-Price Lunch (FRPL)**

Eligible for Free Lunch and Eligible for Reduced-Price Lunch percentages are determined by dividing the number of approved lunch applicants by the Basic Educational Data System (BEDS) enrollment in full-day Kindergarten through Grade 12.

## Full-Time

Undergraduate: A student enrolled for 12 or more semester credits, 12 or more quarter credits, or 24 or more contact hours a week each term. Graduate: A student enrolled for 9 or more semester credits, 9 or more quarter credits, or a student involved in thesis or dissertation preparation that is considered full-time by the institution. First-Professional: As defined by the institution.

## Full-Time Equivalent

Full-Time Equivalent is calculated as follows:

- Undergraduates: Full-Time + 1/3 Part-Time
- Graduates and First Professionals: Full-Time +.4\* Part-Time

## Gender

Gender of the student being reported, as identified by the student. In the case of very young transgender students not yet able to advocate for themselves, gender may be identified by the parent or guardian.

## Grade Level

Instructional level for the student, as determined by the school district. Pre-Kindergarten counts include half- and full-day students. Students classified by districts as "pre-first" are included in first grade counts. Ungraded students are those assigned to a class that is not organized on the basis of grade grouping and has no standard grade designation. This includes both regular and special classes that have no grade designations. Such a class may contain students of different ages who are identified according to level of performance in one or more areas of instruction, rather than according to grade level or age level. The definition of 'Ungraded' does not include out-of-school youth, preschoolers, or children who are not yet school age. Ungraded Elementary includes ungraded students who are age equivalent to students in Kindergarten through 6th grade. Ungraded Secondary includes ungraded students who are age equivalent to students in 7th through 12th grade.

## Graduate Student

A student who holds a bachelor's, first-professional degree, or equivalent, and is taking courses at the post baccalaureate level. These students may or may not be enrolled in graduate programs (not to include students in first-professional programs).

## **Graduates**

Graduates include students who received a local diploma or a local diploma with Regents endorsement (Regents diploma). All students who received a Regents diploma (with or without Advanced Designation or CTE Endorsement) are included in the number of students with Regents diploma.

## **High School Completers**

High school completers are Graduates plus students who received an Individualized Education Diploma (IEP).

## **Highly Qualified Teachers**

To be Highly Qualified, a teacher must have at least a Bachelor's degree, be certified to teach in the subject area or otherwise in accordance with State standards, and show subject matter competency.

In public schools, a teacher who taught one class outside of the certification area(s) is counted as Highly Qualified provided that 1) the teacher had been determined by the school or district through the HOUSSE process or other state-accepted methods to have demonstrated acceptable subject knowledge and teaching skills and 2) the class in question was not the sole assignment reported. Credit for incidental teaching does not extend beyond a single assignment. Independent of Highly Qualified Teacher status, any assignment for which a teacher did not hold a valid certificate still registers as teaching out of certification.

In charter schools, a teacher is counted as Highly Qualified if the teacher has at least a Bachelor's degree, is certified to teach, and shows subject matter competency. Enabling legislation allows charter school teachers to be employed if they hold any valid teaching certificate. Legislation also permits up to 30 percent, with a maximum of five, whichever is less, plus an additional five teachers of mathematics, science, computer science, technology, or career and technical education, and an additional five teachers of a charter school to be without certification and be considered Highly Qualified if they meet all remaining criteria.

High-poverty and low-poverty schools used for highly qualified teacher categorization are those schools in the upper and lower quartiles, respectively, for percentage of students eligible for a free or reduced-price lunch.

Statewide "Total Number of Teachers" includes a small number of teachers counted more than once if they were reported in multiple districts.

## **Independent**

Is a private-not-for-profit institution.

## **National Assessment of Educational Progress (NAEP)**

The National Assessment of Educational Progress (NAEP), developed in 1969, is a nationally representative assessment of the performance of United States' students in mathematics, reading, science, writing, the arts, civics, economics, geography, and U.S. history. The NAEP assessment is administered to a sampling of schools across New York State. Teachers, principals, parents, policymakers, and researchers use NAEP results to assess progress and develop ways to improve education in the United States. As part of a federal requirement, NYSED is publishing these statewide results on NAEP. There are no consequences for schools, teachers, or students based on NAEP results. For more information about NAEP, see the National Center for Education Statistics web site at <http://nces.ed.gov/nationsreportcard/>.

## **New York State Alternate Assessment (NYSAA)**

The New York State Alternate Assessments are administered in English language arts (ELA) and mathematics to ungraded students with severe cognitive disabilities whose ages are equivalent to graded students in grades 3 through 8 and secondary level. They are administered in science to students with disabilities age equivalent to graded students in grades 4, 8, and secondary level. And they are administered in social studies at the secondary level only. Students identified by their district's Committee on Special Education as eligible to take the New York State Alternate Assessment (NYSAA) may use this assessment to fulfill the participation and performance criteria for elementary/middle- and secondary-level English language arts and mathematics and elementary/middle-level science for accountability.

## **New York State English as a Second Language Achievement Test (NYSESLAT)**

The New York State English as a Second Language Achievement Tests are administered in grades K through 12 to limited English proficient students.

## **New York State Testing Program (NYSTP)**

The New York State Testing Program (NYSTP) assessments are administered annually in English language arts (ELA) and mathematics in grades 3 through 8.

## **Non-completers**

Non-completers is the sum of dropouts and students who entered an Alternative High School Equivalency Preparation Program (AHSEPP). The number of enrolled students used as the denominator for determining the percentage of noncompleters is the number of students in grades 9-12 and ungraded secondary-level students age 14 or older.

## **Out of Certification**

The Percent with No Valid Teaching Certificate is the percent of teachers without a valid teaching certificate.

The Percent Teaching Out of Certification is the percent teaching out of certification on more than an incidental basis (more than one assignment).

The Percent Taught by Teachers Without Appropriate Certification is the percent of all teachers teaching one or more assignments outside of certification.

## **Part-Time**

Undergraduate: A student enrolled for either less than 12 semester or quarter credits, or less than 24 contact hours a week each term. Graduate: A student enrolled for less than 9 semester or quarter credits. First-Professional: As defined by the institution.

## **Performance Levels**

Descriptors of performance levels for the Grades 3-8 New York State Testing Program Assessments in English language arts (ELA) and Mathematics are available at <http://www.p12.nysed.gov/irs/ela-math/> in the "Scale Score to Performance Level Conversion Charts" section.

Descriptors of performance levels for Grades 4 and 8 Science Tests are available in the Rating Guides at <http://www.p12.nysed.gov/assessment/science/science-ei.html>.

## **Post-secondary Plans of Completers**

Percent of students with Regents or local diplomas who reported their post-graduation plans to be attending college, entering the military, entering into employment, entering adult services, or other known or unknown.

## **Private Institutions**

An educational institution controlled by a private individual(s) or by a nongovernmental agency, usually supported primarily by other than public funds, and operated by other than publicly elected or appointed officials. These institutions may be either for-profit or not-for-profit.

## **Proprietary**

Is a private-for-profit institution.

## **Public Institutions**

An educational institution whose programs and activities are operated by publicly elected or appointed school officials and which is supported primarily by public funds.

## **Race/Ethnicity**

Race or races with which the student primarily identifies as indicated by the student or the parent/guardian.

- **American Indian or Alaska Native:** A person having origins in any of the original peoples of North and South America (including Central America) and who maintains cultural identification through tribal affiliation or community recognition.
- **Asian:** A person having origins in any of the original peoples of the Far East, Southeast Asia, or the Indian subcontinent, including Cambodia, China, India, Japan, Korea, Malaysia, Pakistan, the Philippine Islands, Thailand, and Vietnam.
- **Black or African American:** A person having origins in any of the black racial groups of Africa.
- **Hispanic or Latino:** A person of Mexican, Puerto Rican, Cuban, Central or South American, or other Spanish culture or origin, regardless of race.
- **Native Hawaiian/Other Pacific Islander:** A person having origins in any of the original peoples of Hawaii, Guam, Samoa, or other Pacific Islands.
- **White:** A person having origins in any of the original peoples of Europe, North Africa, or the Middle East.

## Recently Arrived LEP Students

Recently arrived LEP students are limited English proficient (LEP) students (including those from Puerto Rico) who on April 1 of the reporting year will have been attending school in the United States for less than one year. These students may use the New York State English as a Second Language Achievement Test (NYSESLAT) in lieu of the 3-8 New York State Testing Program (NYSTP) in English language arts (ELA) to meet the participation requirement for making Adequate Yearly Progress in elementary/middle-level ELA for institutional accountability purposes.

## Regents Competency Tests

Annual Regents Competency Test (RCT) results include those from August, January, and June of the reporting year. If a student takes the same RCT multiple times during the reporting year, only the highest score is included in the annual results.

## Regents Examinations

Annual Regents examination results include those from August, January, and June of the reporting year. If a student takes the same Regents examination multiple times during the reporting year, only the highest score is included in the annual results.

## SUNY

State University of New York

## Staff Counts

Principals and assistant principals include full- and part-time. Other professional staff include administrators, guidance counselors, school nurses, psychologists, and other professionals who devote more than half of their time to non-teaching duties. Paraprofessionals include full- and part-time supplementary school personnel.

## Suspensions

Student Suspension rate is determined by dividing the number of students who were suspended from school (not including in-school suspensions) for one full day or longer anytime during the school year by the Basic Educational Data System (BEDS) day enrollments for that school year. A student is counted only once, regardless of whether the student was suspended one or more times during the school year. Suspension data are lagged a year because data for the reporting year are reported in October following the close of that reporting year.

## Teacher Turnover Rate

Teacher Turnover Rate for a specified school year is the count of teachers in the prior school year who did not return to a teaching position in the district in the current school year expressed as a percentage.

## Total Cohort

A secondary-level total cohort consists of all students who first enter grade 9 anywhere or, in the case of ungraded students with disabilities, reach their seventeenth birthday in a particular school year (July 1 - June 30). The "year" used to identify the cohort is the year in which the July 1 - December 31 dates fall. For more detailed information on cohort definitions, see the SIRS Manual.

## Undergraduate

A student enrolled in a 4- or 5-year bachelor's degree program, an associate's degree program, or a vocational or technical program below the baccalaureate.



# GLOSSARY OF TERMS - ACCOUNTABILITY DATA

## Overview of Accountability Data in New York State Report Cards

Accountability data in the New York State Report Cards includes participation rates, performance data (Performance Indices), and graduation rates. Performance Indices (PIs) and Adequate Yearly Progress (AYP) determinations are used to assist in identifying districts and schools as Reward, Focus, and Priority under the Elementary and Secondary Education Act (ESEA) waiver. District/school identifications are available on our ESEA Accountability Designations page. Explanations of how data are used to make identification are available on our Accountability Designation Materials page. For more information, contact the Office of Accountability.

Performance Indices (PIs) and Unweighted Combined PIs are used to determine if a district or school is Priority or Focus. Adequate Yearly Progress (AYP) for accountability groups (all students, racial/ethnic groups, students with disabilities, english language learner students, and economically disadvantaged students) and PIs for accountability groups and non-AYP groups (non-racial/ethnic groups, general-education students, English proficient students, not economically disadvantaged students, male and female students, and migrant and non-migrant students) are used to determine if a district or school is Reward or a school requires a Local Assistance Plan. For more information, see the ESEA Flexibility Waiver.

## Adequate Yearly Progress

In accordance with federal and State laws, the New York State Education Department must determine and report on the performance of students in the following areas:

1. Elementary/middle-level (grades 3-8) English Language Arts (ELA)
2. Elementary/middle-level (grades 3-8) Mathematics
3. Elementary/middle-level (grades 4 and 8) Science
4. Secondary-level (grades 9-12) ELA
5. Secondary-level (grades 9-12) Mathematics
6. Graduation Rate

This performance is determined by identifying whether or not a district or school made "**Adequate Yearly Progress**" (AYP). AYP indicates satisfactory progress by a district or a school toward the goal of proficiency for all students. In ELA, mathematics, and science, AYP is determined by comparing the percentage of students tested and the performance of tested students against defined standards. In graduation rate, AYP is determined by comparing the percentage of students graduating against defined standards.

### **Standards for English Language Arts, Mathematics, and Science**

**Participation:** In ELA and mathematics, 95% of students in each accountability group with 40 or more members must be tested to meet the participation criterion. In science, 80% must be tested.

**Performance:** In ELA and mathematics, a calculated measure of performance called the "**Performance Index**" (PI) for each accountability group with 30 or more members must equal or exceed a preset objective called an "**Effective Annual Measurable Objective**" (EAMO) or a safety net objective called a "**Safe Harbor Target.**" In science, the criterion for performance is the same but the safety net is referred to as a "**Progress Target.**"

Districts and schools must meet both the participation and performance criteria for all groups with sufficient numbers to make AYP.

### **Standards for Graduation Rate**

Districts and schools with secondary-level grades are also held to certain standards for the percentage of students who graduated. To make AYP in graduation rate, every accountability group with 30 or more members must make AYP. For a group to make AYP, the graduation rate of the 4-year graduation-rate total cohort or the 5-year graduation-rate total cohort must equal or exceed the Graduation-Rate Standard of 80% or the group's Progress Target. A cohort is a group of students who entered grade 9 anywhere in a particular school year. Graduation rates for these cohorts are then determined 4 and 5 years after the students first enter grade 9.

For more information on how AYP and PIs are determined, see Understanding Accountability in New York State.

## **BEDS Day**

Basic Educational Data System (BEDS) Day is typically the first Wednesday in October of the school year.

## **Cohort**

A cohort consists of all students who first entered grade 9 anywhere between July 1 and June 30 of a particular year or, in the case of ungraded students with disabilities, reached their seventeenth birthday during that year (i.e., the 2008 cohort consists of students who entered grade 9 and ungraded students with disabilities who reached their seventeenth birthday between July 1, 2008 and June 30, 2009). A more detailed definition of cohort is available in the SIRS Manual.

**Accountability Cohort:** Results for students in the Accountability Cohort are captured as of June 30th four years after they first enter grade 9.

**Graduation-Rate Total Cohort:** Results for students in the four-year graduation-rate total cohort are captured as of August 31 four years after they first enter grade 9. Results for students in the five-year graduation-rate total cohort are captured as of August 31 five years after they first enter grade 9.

## **Effective Annual Measurable Objective (EAMO)**

The EAMO is the PI value that each accountability group of a given size within a district or school is expected to achieve to meet the performance criterion. The EAMO table is available on the New York State Accountability page under the header "Annual Measurable Objectives."

## **Graduation Rate**

The graduate rate for the four-year graduation-rate total cohort is the percentage of cohort members who earned a local or Regents diploma by August 31 four years after entering grade 9.

The graduate rate for the five-year graduation-rate total cohort is the percentage of cohort members who earned a local or Regents diploma by August 31 five years after entering grade 9.

## Medically Excused

Students who were excused from testing for medical reasons in accordance with federal No Child Left Behind guidance are not included in elementary/middle-level calculations.

## Performance Index (PI)

A PI is a value from 0 to 200 that is assigned to an accountability group, indicating how that group performed on a required State test (or approved alternative).

**2012-13 and 2013-14 elementary/middle-level ELA/math:** Student scores on the tests are converted to six performance levels: Level 1 On Track, Level 1 Not On Track, Level 2 On Track, Level 2 Not On Track, Level 3, and Level 4. A PI is calculated using the levels and the following equation: 
$$\frac{2(\text{Count at Level 1 On Track}) + \text{Count at Level 2 Not On Track} + 2(\text{Count at Level 2 On Track}) + 2(\text{Count at Level 3}) + 2(\text{Count at Level 4})}{[\text{Count of Tested Students}]} \times 100$$

**2011-12 and Prior and 2014-15 and 2015-16 elementary/middle-level ELA/math:** Student scores on the tests are converted to four performance levels, from Level 1 to Level 4. A PI is calculated using the levels and the following equation: 
$$\frac{((\text{Count at Level 2}) + 2(\text{Count at Level 3}) + 2(\text{Count at Level 4}))}{[\text{Count of Tested Students}]} \times 100$$

**Elementary/middle-level science:** Student scores on the tests are converted to four performance levels, from Level 1 to Level 4. A PI is calculated using the levels and the following equation: 
$$\frac{((\text{Count at Level 2}) + 2(\text{Count at Level 3}) + 2(\text{Count at Level 4}))}{[\text{Count of Tested Students}]} \times 100$$

**Secondary-level ELA/math:** Student scores on the tests are converted to four performance levels, from Level 1 to Level 4. A PI is calculated using the levels and the following equation: 
$$\frac{((\text{Count at Level 2}) + 2(\text{Count at Level 3}) + 2(\text{Count at Level 4}))}{[\text{Count of Cohort Members}]} \times 100$$

## Progress Target

**Elementary/middle-level science:** A Progress Target provides an alternate means to meet the performance criterion for accountability groups whose PIs are less than their EAMOs. The Progress Target is calculated by adding 1 point to the previous year's PI.

**Four-year Graduation Rate:** The Progress Target for the current four-year graduation-rate total cohort is a 10% gap reduction in the graduation rate of the previous year's four-year graduation-rate total cohort. The following equation is used to determine the current four-year graduation-rate total cohort progress target:  $[(80 - \text{the graduation rate of the previous year's four-year graduation-rate total cohort}) \times 0.1] + \text{the graduation rate of the previous year's four-year graduation-rate total cohort}$

**Five-year Graduation Rate:** The Progress Target for the current five-year graduation-rate total cohort is a 20% gap reduction in the graduation rate of the previous year's five-year graduation-rate total cohort. The following equation is used to determine the current five-year graduation-rate total cohort progress target:  $[(80 - \text{the graduation rate of the previous year's five-year graduation-rate total cohort}) \times 0.2] + \text{the graduation rate of the previous year's five-year graduation-rate total cohort}$ .

## Safe Harbor Target

Safe Harbor provides an alternate means to meet the performance criterion for accountability groups whose PIs are less than their EAMOs in elementary/middle- and secondary-level ELA and mathematics. The current year's Safe Harbor Target is calculated using the following formula:  $\text{Previous Year's PI} + (200 - \text{the Previous Year's PI}) \times 0.10$ .

(Note: Due to modifications to the 2012-13 elementary/middle-level ELA and math assessments, 2012-13 Safe Harbor Targets for these measures were determined using alternate methods.)

## Unweighted Combined PI

The unweighted combined ELA and math Performance Index (PI) is the sum of the PIs for all measures for which the school/district has 30 or more students in the group divided by the number of measures for which the school/district has 30 or more students in the group. For example, EM ELA = 150, EM Math = 180, HS ELA = 140, HS Math = 160:  $(150 + 180 + 140 + 160) \div 4 = 157.5 = 158$ .

## Enrollment Data Business Rules

- Enrollment data are collected using the New York State Education Department's Student Information Repository System (SIRS). Enrollment counts are available for various demographic groups for public schools, districts, charter schools, counties, and the State. Enrollment counts are as of Basic Educational Data System (BEDS) day, which is typically the first Wednesday of October of the school year.
- Students who attend BOCES programs on a part-time basis are included in a school's and district's enrollment. Students who attend BOCES on a full-time basis or who are placed full time by the district in an out-of-district placement are not included in a school's or district's enrollment. The state public enrollment includes public school districts, charter schools, and NYSED-operated programs.
- Prekindergarten data for the 2011-12 school year are not available in the report cards or enrollment report on this site, as enrollment data in these reports were pulled from SIRS and SIRS is not the official source of prekindergarten data for 2011-12. Prekindergarten data for 2011-12 sourced from BEDS are available in these report cards.
- Enrollment counts by gender, ethnicity, limited English proficiency status, disability status, and poverty status and for K-12 Enrollment do NOT include prekindergarten students. Prekindergarten counts are shown in the enrollment by Grade section.
- When the Total Students count equals the count in the English Language Learner Students, Students with Disabilities, and/or Economically Disadvantaged Students category, the data are suppressed. Additionally, when the count of students in either the English Language Learner Students, Students with Disabilities, and/or Economically Disadvantaged Students category is less than 5, the data are suppressed.

## Report Card Data Business Rules

### DATA SOURCES:

Data in the report cards for the following are those reported by districts in the Student Information Repository System (SIRS) as of the reporting deadline:

- Enrollment by grade, gender, disability status, economically disadvantaged status, limited English proficiency status
- New York State Testing Program (NYSTP) Assessments

- Grades 4 & 8 Assessments
- Total Cohort Assessment Results
- New York State Alternate Assessments (NYSAA)
- New York State English as a Second Language Achievement Tests (NYSESLAT)
- Annual Regents Examinations
- Annual Regents Competency Tests
- Graduates and Completers
- Non-completers
- Post-graduate Plans
- Accountability Data
- The 2014-15 paraprofessional staff counts do not include New York City data.

### **SIRS Reporting Deadlines**

August 24, 2012 for the 2011-12 school year

August 23, 2013 for the 2012-13 school year

September 12, 2014 for the 2013-14 school year

August 28, 2015 for the 2014-15 school year

August 26, 2016 for the 2015-16 school year

Data in the report cards for the following are those reported by districts in BEDS Online as of Basic Educational Data System (BEDS) day, which is typically the first Wednesday in October of the school year:

- Average Class Size
- Attendance and Suspensions
- Teacher Qualifications
- Teacher Turnover
- Staff Counts

Free and Reduced-Price Lunch (FRPL) data prior to 2013-14 are those reported in BEDS; 2013-14 and forward district and public school FRPL data are those reported in SIRS; 2013-14 and forward charter school FRPL data are those reported in BEDS.

National Assessment of Education Progress (NAEP) data are from the National Center for Education Statistics web site at <http://nces.ed.gov/nationsreportcard/>.

**GRADES 7 & 8 MATHEMATICS DATA:**

Data in the bar charts for grades 7 and 8 mathematics include those for grade 7 and 8 students who took the New York State Testing Program (NYSTP) Grade 7 or 8 Math Test and grade 8 students who took a Regents math test in lieu of the NYSTP Math Test. Mean scores and data in the table for grades 7 & 8 mathematics include only those for grades 7 & 8 students who took the NYSTP Grades 7 & 8 Math Tests.

**GRADE 8 SCIENCE DATA:**

Data in the bar charts for grade 8 science include those for grade 8 students who took the New York State Grade 8 Science Test and grade 8 students who took a Regents science test in lieu of the NYS Grade 8 Science Test. Mean scores and data in the table for grade 8 science include only those for grade 8 students who took the New York State Grade 8 Science Test.

**NYC DATA:**

New York when selected as a "County" on the interactive data site [data.nysed.gov](http://data.nysed.gov) includes public and charter school data in the single NYC borough of New York. This aggregation is available in the SRC.mdb under ENTITY\_CD 00003100000. NYC Public Schools when selected in the search bar on the interactive data site includes district and charter school data in all five NYC boroughs. This aggregation is available in the SRC.mdb under ENTITY\_CD 0000990000000. The SRC.mdb also includes an aggregation of data for all public schools within the five boroughs of NYC, excluding charter schools, under ENTITY\_CD 0000000000001. This aggregation is not available on the interactive data site.

**SUPPRESSION:**

To ensure student confidentiality, the Department does not publish data for groups with fewer than five students or data that would allow readers to easily determine the performance of a group with fewer than five students. When fewer than five students in a group (e.g., Hispanic) were tested, percentages of tested students scoring at various levels are suppressed for that group and the next smallest group. However, the performance of tested students in these groups is aggregated and shown in the Small Group Total row.